

# UTAH BOARD OF JUVENILE JUSTICE

## 2018-2020 Multi-Year Formula Grant Application

Three-Year Comprehensive Juvenile Justice  
and Delinquency Prevention Plan



Cuong Nguyen, Juvenile Justice Specialist  
Utah Commission on Criminal and Juvenile Justice  
Utah State Capitol Complex  
Senate Building, Suite 330  
P.O. Box 142330  
SLC, UT 84114-2330  
801-538-1031 801-538-1024 FAX

## 2. Project Abstract

Utah's Three-Year Comprehensive Juvenile Justice and Delinquency Plan is developed to complement the implementation of the juvenile justice reform that passed during the 2017 Utah legislative session. The juvenile justice reform incorporates 55 policy recommendations from the Juvenile Justice Working Group (JJWG) which made up of juvenile justice professionals and stakeholders formed at the Governor's direction. The JJWG undertook a data-driven, research-based assessment of the state's juvenile justice system in 2016 with technical assistance from the Pew Charitable Trust. The Utah's Three-Year Plan incorporates principles of current literatures, evidence-based, best practices, and data-driven to identify gaps in services and other areas of need. The comprehensive plan proposes solutions and areas of focus based on these principles.

Utah's SAG has set priorities for the following funding areas:

- 1. Juvenile Justice System Improvement.** Utah SAG on the annual basis will review juvenile justice data and determine if research or program is warranted to understand juvenile issues and identify solutions to improve practices, policies, or procedures on a system-wide basis. At the minimum, Utah SAG will collect annual DMC data, conduct DMC assessment if warranted, and analyze and maintain Risk and Protective Factors Information Tool webpage for public access.
- 2. Delinquency Prevention:** Comprehensive juvenile justice and delinquency prevention programs that meet needs of youth through collaboration of the many local systems before which a youth may appear, including schools, courts, law enforcement agencies, child protection agencies, mental health agencies, welfare services, health care agencies and private nonprofit agencies offering youth services. Specifically, Utah will focus on early intervention that uses evidence-based, restorative justice models as guiding principles to establish and fund programming for the next three years to support the juvenile justice reforms. Funding priorities will be given to programs that address school-based behaviors and delinquent prevention.
- 3. Disproportionate Minority Contact.** Programs, research, or other initiatives primarily to address the disproportionate number of youth members of minority groups who come into contact with the juvenile justice system, pursuant to Section 223a)(22) of the JJDP Act
- 4. Indian Tribe Programs.** Utah SAG will work to develop strategies for on-going collaboration with Tribal Nations to identify and propose solutions that are evidence-based and culturally appropriate for delinquency prevention.

### 3. Utah's Three Year Title II Plan Program Narrative

#### a. Description of the Issue

##### 1. System Description: Structure and function of the juvenile justice system

Utah's Juvenile Justice System subscribed to the Balanced and Restorative Justice Model that outlines a philosophy of restorative justice that places equal importance on the principles of Accountability, Community Protection, and Competency Development. The Utah's juvenile justice system primarily a function of state government that includes Juvenile Court (Juv. Court), Division of Juvenile Justice Services (DJJS), Division of Child and Family Services (DCFS), District Attorney Offices, and Law Enforcement Agencies. DJJS, DCFS and Juvenile Court Probation provide the majority of care for Utah's delinquent youth. Local jurisdictional roles are mostly limited to law enforcement and prosecutorial services.

The Juvenile Court is an integral part of the judicial system in Utah and subject to the general supervision of the Utah Judicial Council. The Juvenile Court is divided into eight districts and there are currently 30 judges and 1.5 court commissioners. One of the purposes of the Juvenile Court is to "promote public safety and individual accountability by the imposition of appropriate sanctions on persons who have committed acts in violation of law [UCA 78-3a-102(5)(a)].

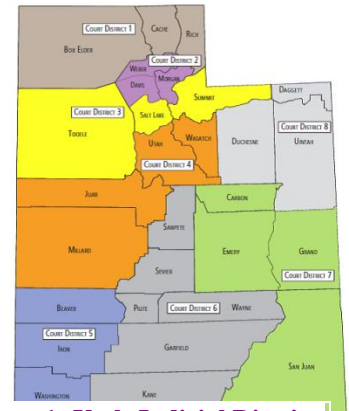


Figure 1: Utah Judicial District

The Juvenile Court has exclusive jurisdiction over youth under 18 years of age who violate any federal, state or municipal law or ordinance, and any child who is abused, neglected or dependent. The court has the power to determine child custody, support and visitations in some circumstances, to permanently terminate parental rights, and to authorize or require treatment for mentally ill or retarded children. The court may also place children in the custody or care of foster homes, group

homes, special treatment centers, or secure institutions. The Court works closely with the Office of the Guardian ad Litem on cases involving abuse, neglect or dependency. It has concurrent jurisdiction with the District and Justice Courts over adults contributing to the delinquency and neglect of a minor.

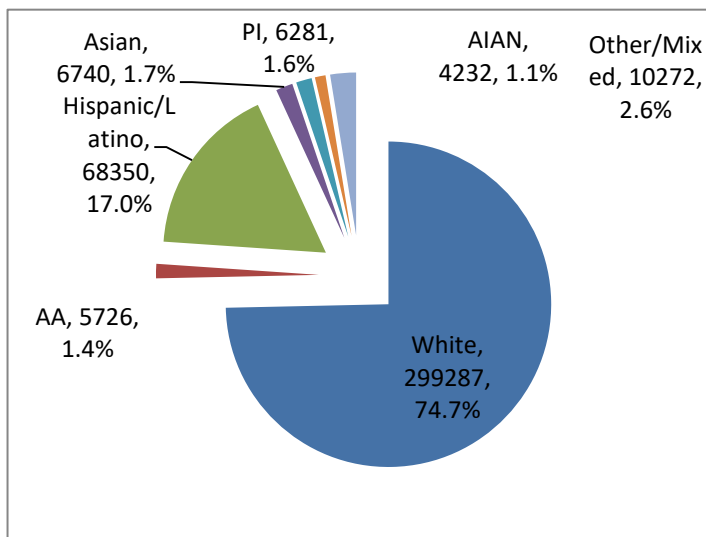
DJJS serves a variety of delinquent youths with a comprehensive array of programs, including home detention, locked detention, receiving centers, reporting centers, case management, community services, in-home observation & assessment, secure facilities, and transition to adult living. Collectively, these programs form a continuum of care allowing the Juvenile Court to give graded responses to delinquent youth in proportion to the severity of the a youth's behavior, treatment needs and safety towards themselves and the community.

The Child and Family Services' State Office provides program and administrative support to Child and Family Services' regions, takes the lead when collaborating with other agencies, and implements, responds to, and reports on adherence to regulations and requirements placed on it by the Office of the Governor, the Utah State Legislature, and federal agencies that oversee state child welfare services. DCFS is responsible for providing direction to all Child and Family Services' program service areas including domestic violence, In-Home and Out-of-Home Services, adoption services, Transition to Adult Living, Child Protection Services (CPS), Indian Child Welfare, Interstate Compact for the Placement of Children (ICPC), constituent services, and other program services.

DCFS has daycare and residential services for dependent and neglected children. Juvenile Court Probation provides day treatment programs and supervision to youth offenders. This population largely includes youth who are still in their parent's homes or are in the custody of DCFS.

Law enforcement addresses youth delinquency and crime with varying strategies dependent upon available resources. Larger agencies have officers assigned to deal exclusively with youth-related issues, such as child abuse and juvenile delinquency. Agencies have also increasingly assigned police officers full-time and part-time in local schools. These school resource officers patrol school grounds, investigate school crime, make referrals and teach law-related education courses. Local law enforcement has also implemented prevention and diversion programs. These programs are aimed at reducing truancy, enhancing accountability through the use of youth courts, and educating students about civic responsibility through law-related education courses. Utah passed a law during the 2016 Legislative Session requiring a combined training on certain topics for school administrators and school resource officers who work at the school. Utah SAG and the DMC Subcommittee take the lead to develop the training curriculum in collaboration with the Utah State Board of Education, and provide the training.

**2. Analysis of Juvenile delinquency problem (youth crime) and needs.**



Unless noted, the following data analyses are based on annual report issued by respective agencies in the Utah juvenile justice system and use the most recent available data.

**Juvenile Population at Risk**

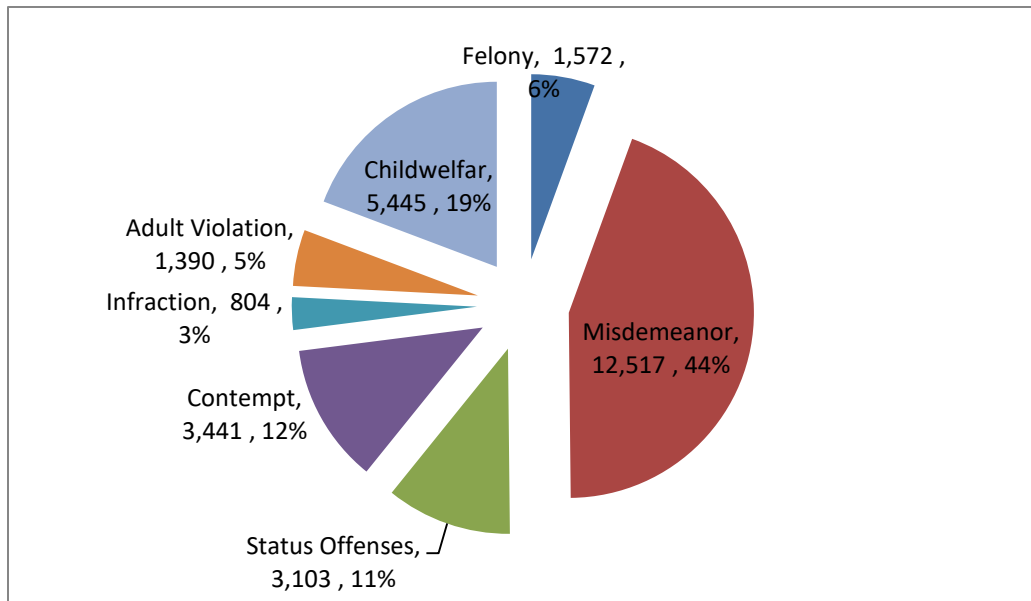
The Utah Population Estimate

**Figure 2: Utah Population at Risk** Committee, which is a function of the Utah Governor’s Office of

Management and Budget, issues an annual estimate of state population. The latest available data are as of July 1, 2017, the state population estimates at 3,114,039, an increase of 1.93% from 2016-2017. All juveniles 10 to 17 years old, living in Utah are the population “at risk” for delinquency and involvement in the juvenile justice system. While the Committee’s data produces useful information, these estimates do not yield data for the 10-17 year old population.

Utah SAG uses the Utah State Board of Education School Enrollment as baseline measure for population at risk for both Title II and DMC plan analyses. The latest available data is the 2017-2018 school enrollments as of October 1, 2017. The data shows that for youth age 10-17, the total population is 400,888, an increase 2.4% or 9,323 student from the previous year. Figure 2 shows the 2017 population at risk for the state of Utah.

### Juvenile Court Data



**Figure 3: FY17 Referral to Juvenile Court**

Figure 3 above shows the overall referral to juvenile court in FY17. In general, Juvenile Court received 28,272 referrals that include juvenile delinquency and child welfare cases. Child welfare cases make up 19.3% of the total cases handled by judges, but require 50 of judges' time due to their complexity. The highest percentage of delinquency referrals to the juvenile court are for misdemeanor offenses followed by contempt and status offenses. Overall, delinquency referrals to Juvenile Court have decreased by 7.7% compared to FY15.

The table 1 shows the number and percentage of offenses by severity as reported by the Utah State Courts Juvenile Court annual report. Trends show that the total referral to juvenile court has decreased 19.2% compared from FY15 to FY17. The trends reflect national trend in decrease in referral to juvenile court across the nation in recent years. Table 2 provides general race and ethnicity of referred to juvenile court based on delinquent cases. An in-depth analysis of racial and ethnicity data, and its disproportionate representation in the juvenile justice system are detailed in the DMC Plan Three-Year plan on a separate section and submission. Figure 4 provides the gender make up of total referral to juvenile court.

**Table 1: Referral to Juvenile Court Trends by Severity of Offenses**

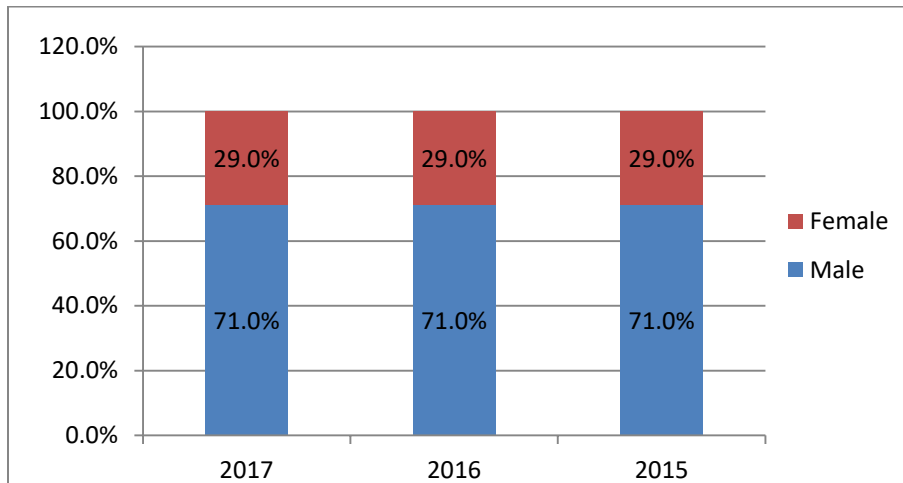
Offenses	Number and Percentage of Offenses by Severity					
	FY17		FY16		FY15	
	Number	Percentage	Number	Percentage	Number	Percentage
Adult Offenses	1,390	4.9	1,404	4.6	1,399	4.0
Felonies	1,572	5.6	1,580	5.2	1,662	4.7
Misdemeanors	12,517	44.3	12,775	42.0	14,908	42.6
Status	3,103	11.0	3,323	10.9	4,197	12.0
Contempt	3,441	12.2	5,551	18.2	6,026	17.2
Infraction	804	2.8	790	2.6	791	2.3
Child welfare related cases	5,445	19.3%	5,011	16.5	6024	17.2
<b>Total</b>	<b>28,272</b>	<b>100.0</b>	<b>30,434</b>	<b>100.0</b>	<b>35,007</b>	<b>100.0</b>

Table 1 shows the number and percentage of offenses occurring from FY15-FY17 by severity of offense. For example, there 3,441 contempt offenses in FY2017 which represented 12.2 % of all offenses committed. Adult Offenses, dependency-neglect-abuse, termination of parental rights cases are reported by Juvenile Court but are not included for JJDPa purposes.

**Table 2: Referral to Juvenile Court Race and Ethnicity Trends (Delinquency cases)**

Race/Ethnicity	FY17		FY16		FY15	
	Number	Percentage	Number	Percentage	Number	Percentage
American Indian	301	2.0%	386	2.2%	554	2.5%
Asian	125	0.9%	154	0.9%	204	0.9%
African American	674	4.6%	791	4.5%	954	4.2%
Pacific Islander/Native Hawaiian	243	1.7%	288	1.6%	406	1.8%
White	9,142	62.2%	10,632	60.8%	13,563	60.2%
Latino/Hispanic (All Races)	4,024	27.4%	4,953	28.3%	6,552	29.1%
Other/Mixed	177	1.2%	274	1.6%	281	1.2%
<b>Total</b>	<b>14,686</b>	<b>100.0%</b>	<b>17,478</b>	<b>100.0%</b>	<b>22,514</b>	<b>100.0%</b>

The figure 4 below shows the referral to juvenile court gender trends in the last three years and it has stayed unchanged.



**Figure 4: Referral to Juvenile Court Gender Trends**

**Utah Division of Juvenile Justice Services**

DJJS serves a variety of delinquent youths with a comprehensive array of programs, including home detention, locked detention, receiving centers, reporting centers, case management,



community services, in-home observation & assessment, secure facilities, and transition to adult living. Collectively, these programs form a continuum of care allowing the Juvenile Court to give graded responses to delinquent youth in proportion to the severity of a youth's behavior, treatment needs and safety towards themselves and the community. The 2017 Juvenile Justice Reform creates opportunities for JJS to expand early intervention services statewide.

According to DJJS 2017 annual report, an analysis of individuals who turned 18 during the 2016 calendar year, 26.6% of Utah's youths will have some contact with the juvenile justice system by the age of 18. 2.7% of Utah's youths will be found by the Juvenile Court to be victims of dependency, neglect, or abuse and 16.8% will be charged with at least one offense and referred to the Juvenile Court. For some of these youth, these events will lead to supervision by Juvenile Court Probation or transfer of custody to the Division of Juvenile Justice Services or the Division of Child and Family Services.

### **BY AGE 18 (2017 DJJS Annual Report)**

#### **Offending<sup>1</sup>**

1 in 6.7 youths will be found to have committed at least one felony- or misdemeanor-type offense:

- 1 in 32.6 - offense against a person (1 in 154.3 a felony-type offense against person)
- 1 in 11.3 - offense against property
- 1 in 12.2 - offense against the public order

A relatively small proportion of all youths (4.3%) will be responsible for the majority of identified youth crime (66.3%).

---

<sup>1</sup> Felony-type offenses are the most serious followed by misdemeanor-type offenses. Felony-and misdemeanor- type offenses are distinguished further by their object: person offenses (e.g., assault); property offenses (e.g., car theft); and public order offenses (e.g., gambling).

## **Custody and Supervision**

1 in 23.2 youths will spend time in locked detention

1 in 41.6 youths will be placed on formal supervision with juvenile court probation.

1 in 31.9 youths will be committed to division of child and family services' custody or supervision.

1 in 75.7 youths will be committed to division of juvenile justice services' custody:

- 1 in 124.0 - community placement
- 1 in 96.8 - observation and assessment
- 1 in 506.4 - secure facility.

## **Utah Board of Juvenile Justice Risk and Protective Factor Information Tool (RAPIT)**

Dr. Edward Ho of the Bach Harrison, LLC, as a subgrantee to the Utah SAG, has developed and maintained the Risk and Protective Information Tool (RAPIT). The RAPIT provides information on a wide array of indicators of the wellbeing of Utah's youth. The tool tracks alcohol and drug use, antisocial behavior, and risk and protective factors related to these behaviors. Information is available at the state and the county level and is used as a guide for Utah SAG to set Title II program priorities.

Based upon the 2017 statewide prevention needs assessment conducted by the Division of Substance Abuse and Mental Health (known as the Student Health and Risk Prevention or SHARP survey), Dr. Ho highlights the following areas for Utah SAG to consider as areas of focus on the delinquency prevention efforts. These highlights include substance use trends, risk and protective factor data, and antisocial behaviors data. Table 3 below show the characteristics of the survey.

Table 3: Characteristics of Participants						
Utah Division of Substance Abuse and Mental Health Student Health and Risk Need Assessments						
	State 2013		State 2015		State 2017	
	Number	Percent	Number	Percent	Number	Percent
<b>Survey Respondents Total</b>						
All grades	47,137	100.0	48,975	100.0	50,237	100.0
<b>Survey Respondents by Grade</b>						
6	13,923	29.5	15,459	31.6	16,008	31.9
8	14,040	29.8	14,373	29.3	15,106	30.1
10	10,816	22.9	11,055	22.6	10,738	21.4
12	8,358	17.7	8,088	16.5	8,385	16.7
<b>Survey Respondent by Gender</b>						
Male	22,760	48.4	23,552	48.3	24,167	48.3
Female	24,218	51.6	25,237	51.7	25,873	51.7
<b>Survey Respondents by Race/Ethnicity*</b>						
African American	742	1.6	752	1.5	808	1.6
American Indian	838	1.8	897	1.8	868	1.7
Asian	750	1.6	846	1.7	891	1.8
Hispanic or Latino	7,624	16.4	8,076	16.6	8,576	17.2
Pacific Islander	697	1.5	675	1.4	706	1.4
White	33,612	72.4	35,110	72.2	35,883	72.0
Multi-Racial	2,136	4.6	2,242	4.6	2,113	4.2

\*Students are instructed to select one or more Race/Ethnicity categories. To accurately represent Hispanic/Latino participation in the SHARP survey, students indicating they are of Hispanic or Latino ethnicity and up to one race are reported as Hispanic or Latino. Students reporting more than one race are reported as multi-racial (regardless of Hispanic or Latino ethnic).

## Alcohol and Substance Abuse

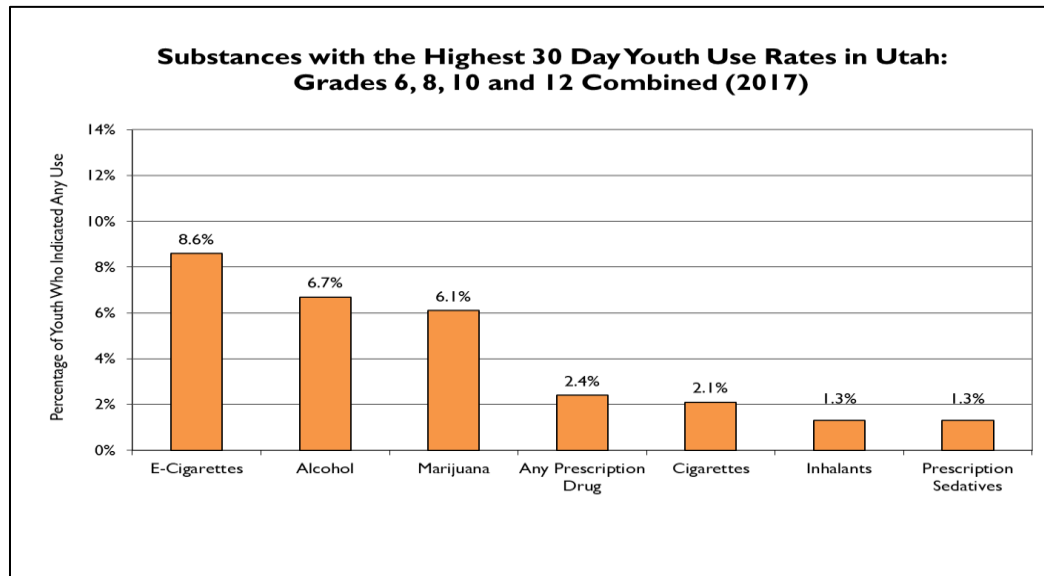


Figure 5: 2017 SHARP Survey Substance Use

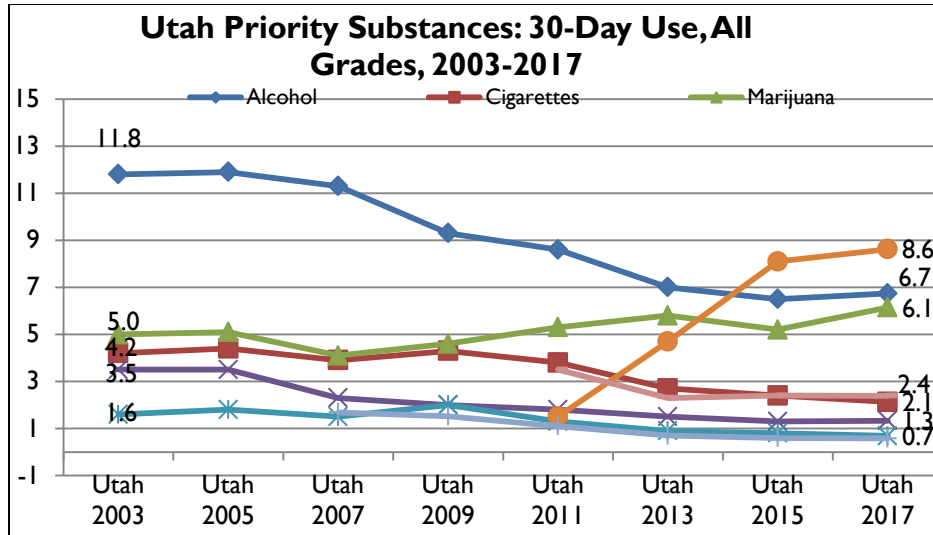


Figure 6: 30-Day Substance Use Trends; Statewide

Figure 5 and 6 above shows substance use and trends statewide. Figure 7 below shows the alcohol use trends in the last 30-day since 2005. The data shows insignificant decrease in 8<sup>th</sup>/10<sup>th</sup> grade 30-day alcohol use, however, 12<sup>th</sup> grade 30-day alcohol use increases from 13.6% to 14.7% from 2015 to 2017. This is the first significant increase this grade has seen in the 14 years the survey has existed.

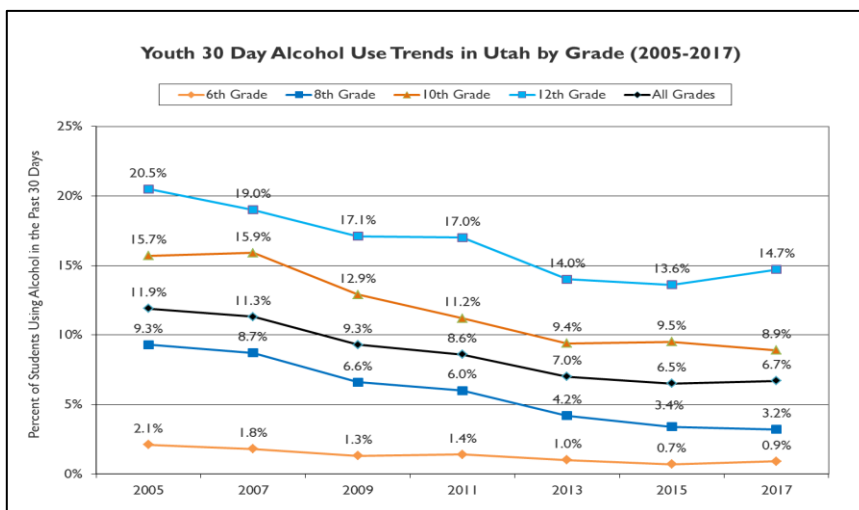
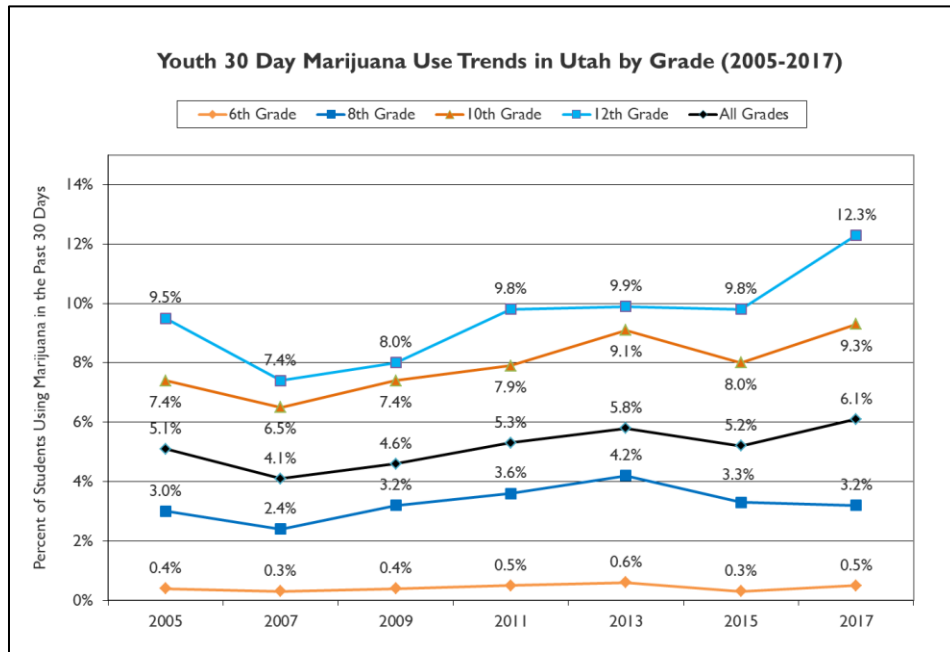


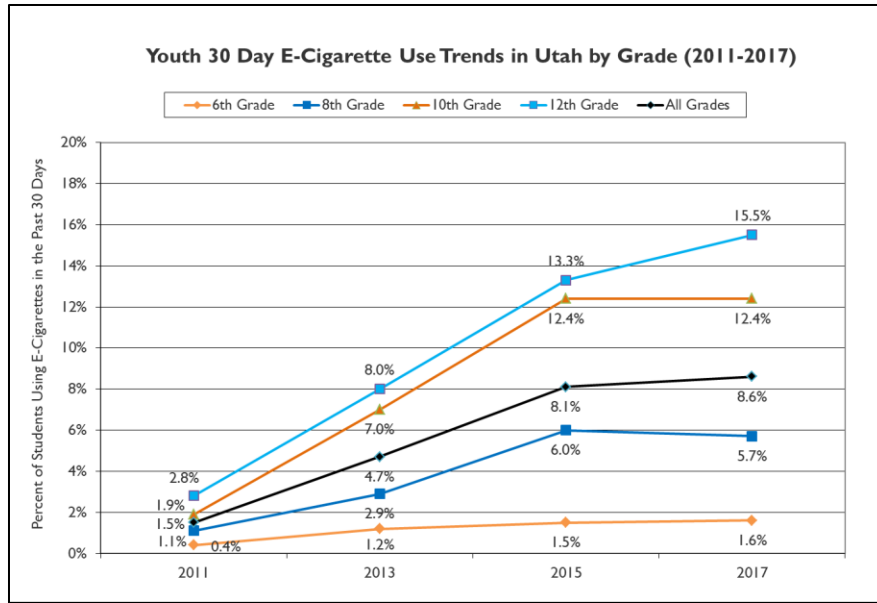
Figure 7: 30-Day Alcohol Use Trends

Figure 8 below shows marijuana use 30-day trends. 8<sup>th</sup> grade marijuana use showed slight/insignificant decrease in terms of lifetime and past-month use. All of the grades show increased in marijuana experimentation and past-month use. 12<sup>th</sup> grade shows a relatively large increase in past-month use from 9.8% in 2015 to 12.3% in 2017.



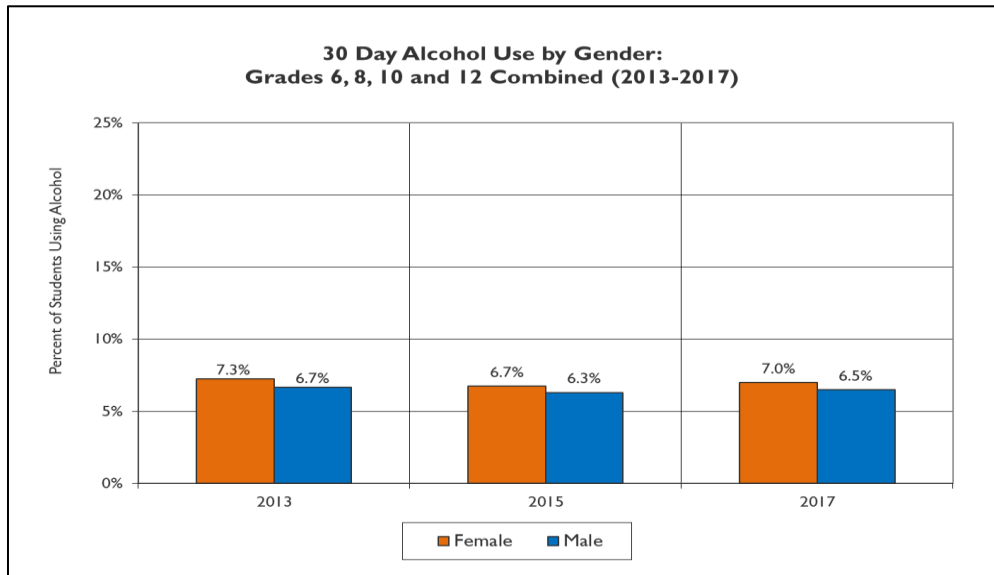
**Figure 8: 30-day Marijuana Use Trends**

Figure 9 on the next page shows that all grade experimentation of e-cigarettes increases from 1.5% in 2011 to 8.6% in 2017, and past-month use increases from 8.1% to 8.6% from 2015 compared to 2017. 12<sup>th</sup> grade e-cigarettes 30-day use trends make up the highest percentage and increase from 13.3% in 2015 to 15.5% in 2017.



**Figure 9: 30-day E-Cigarette Use Trends**

Figure 10 below shows the combined of all grade gender make up of 30-day alcohol use show little change. Female use of alcohol has a slightly higher make up than their male counterpart and the trends have stayed almost the same for the last three survey.



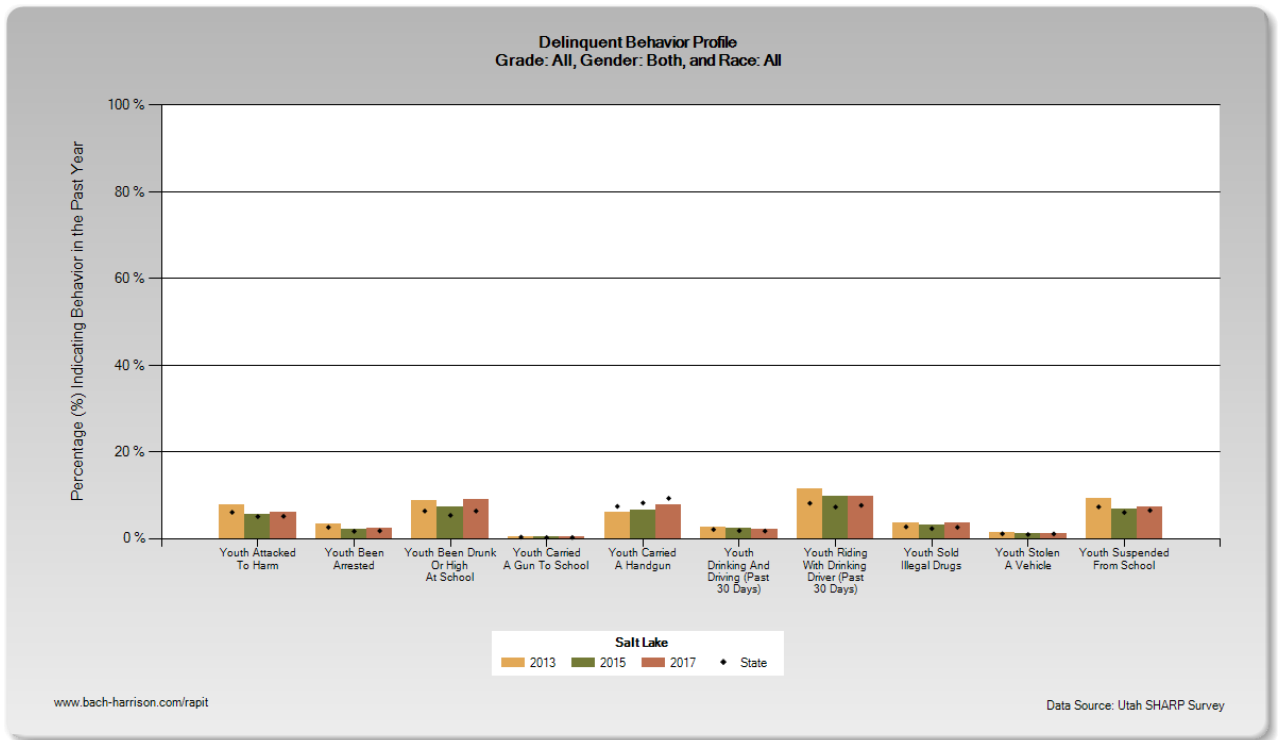
**Figure 10: 30-Day Alcohol Use Gender Trends**

## **SHARP Survey Antisocial Behavior Profile**

In general, self-reported antisocial behavior rates show some changes in the last three surveys. Figure 11 below shows trends of youth responses to specific categories that have been asked. The antisocial question starts by asking “how any times in the past year (12 months) you have...?” and series of questions include:

- 1) Been suspended from school?
- 2) Carried a handgun?
- 3) Sold illegal drugs?
- 4) Stolen or tried to steal a motor vehicle such as a car or motorcycle?
- 5) Been arrested?
- 6) Attached someone with the idea of seriously hurting them?
- 7) Been drunk or high at school?
- 8) Taken a handgun to school?

Figure 11 below shows slight decrease in youth have been arrested, youth drink and drive in the last 30 days, and youth stolen a vehicle from 2013 to 2017 survey. Youth carried a handgun, however, seems to increase from 2013 to 2017 survey.

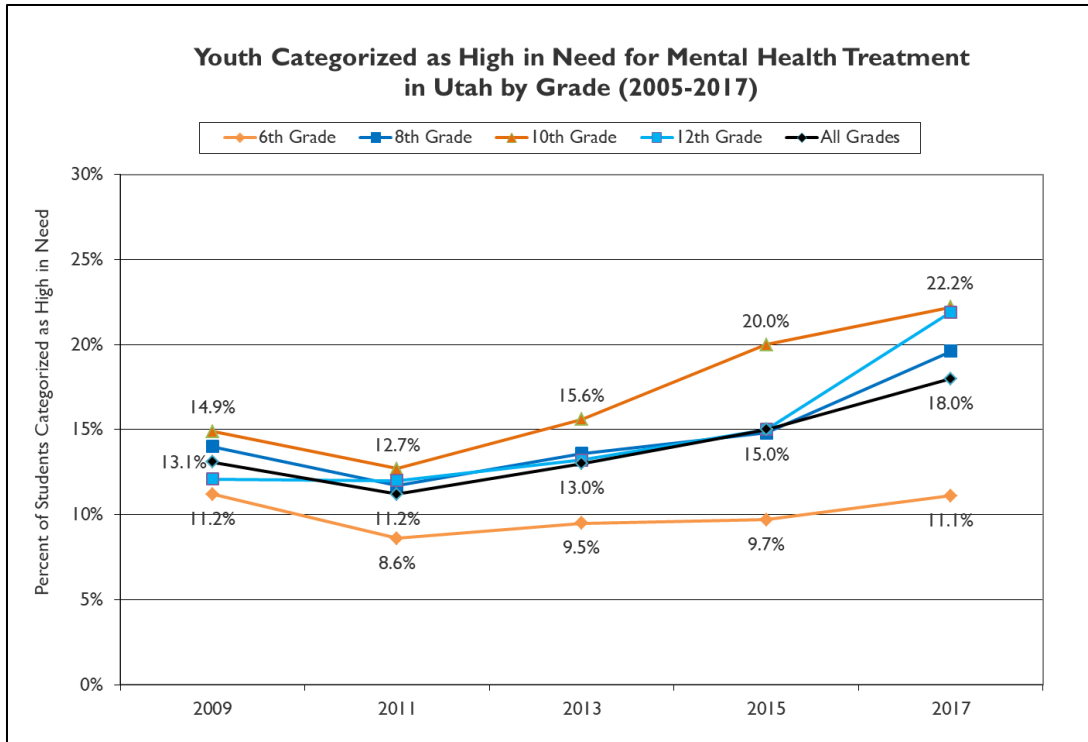


**Figure 11: Delinquent Behavior Trends Profile**

### Mental Health

The SHARP survey shows trends of youth in need of mental treatment, in general has been on the increase since 2013 survey. Tenth grade seems to show the most need. Figure 12 below shows that 10<sup>th</sup> grade has the highest needs at 15.6% in 2013 to 22.2% in 2017 survey result. While 12<sup>th</sup> grade stays relatively close to all grade trends, there is an increase of need for mental health treatment from 15.0% in 2015 to 22% 2017.





**Figure 12: Youth Categorized as High in Need for Mental Health Treatment**

Perhaps the most concerning is the suicide rate for youth. Figure 13 on the next page shows categories relate to past-year suicide ideation and attempts, trends show an increase for all grade groups. Youth are asked “In the past 12 months, have you: considered suicide, made a suicide plan, and attempted suicide.” In all categories and of all grade, the trends show an increased trends since the 2011 survey results. This was one of the area Utah’s SAG set as a priority for the 2012-2014 Three Year plan but the SAG were unable to deliver due to limited title II funding. Due to the seriousness of the issue, Governor Herbert formed a Teen Suicide Prevention Task Force in January 17, 2018 with various community and stakeholders to develop recommendations to address the issue. The Task Force issued its recommendations on February 20, 2018 with the following recommendations: 1) improving crisis response, 2) reducing risk factors and 3) enhancing protective

factors. The SHARP Survey results as discuss broadly here was used to make recommendation that there is a need of “skills training in health classes.” The Task Force Report to the Governor indicates that “research from the Student Health and Risk Prevention (SHARP) Statewide Survey shows that children that do not have a close relationship with their parents are at increased for depression and suicide ideation. There are also other skills that would be helpful to teach students. We would like to Utah State Board of Education to include consider expanding the Core Health Curriculum to include materials that focus on improved family relation skills, as well as skills that reduce impulsiveness while building emotional intelligence and resilience.”

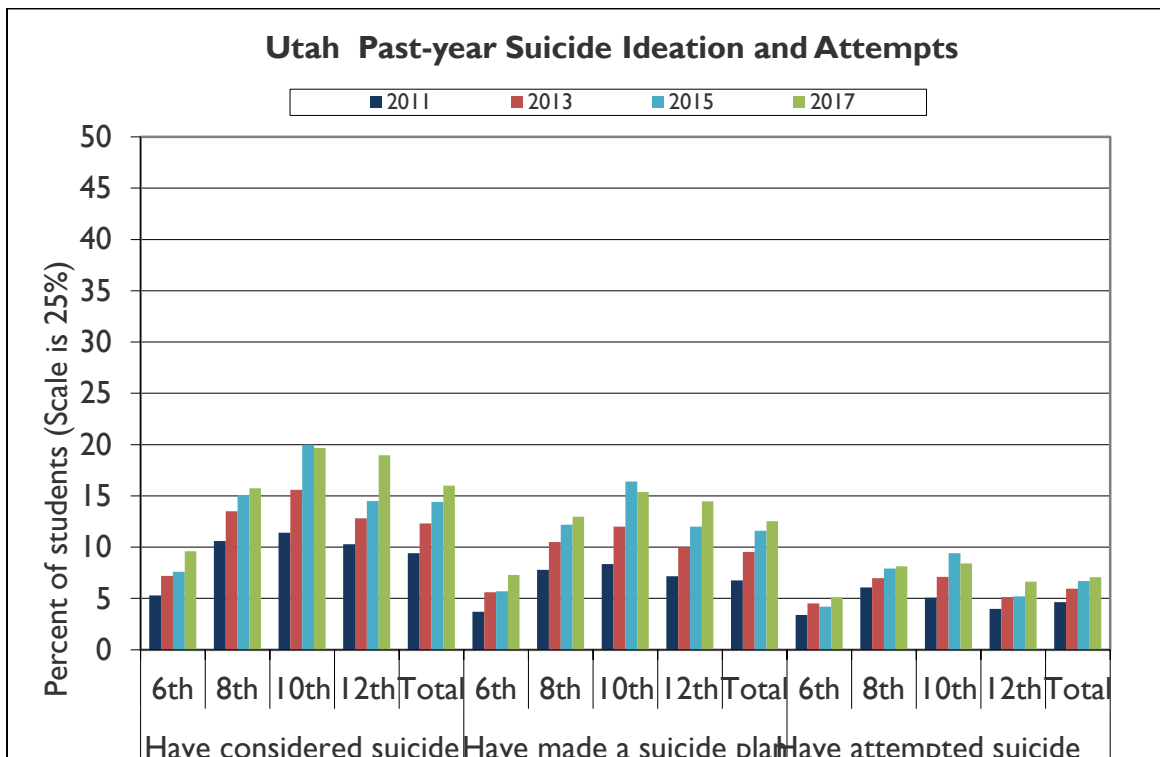


Figure 13: Suicide Ideation and Attempts Trends in the last 12 Months

## **Juvenile Justice Reform**

In 2016, at the request of Governor Gary Herbert, Chief Justice Matthew Durrant, House Speaker Gregory Hughes, and Senate President Wayne Niederhauser, the Utah Juvenile Justice Working Group was formed to undertake a data-driven, research-based assessment of the state's juvenile justice system. This assessment included an extensive review of court and juvenile services data, an examination of current research on reducing recidivism, and feedback from 32 stakeholders roundtables held across the state. The inter-branch Working Group came to consensus on 55 policy recommendations, which, if adopted, would:

- Promote public safety and hold juvenile offenders accountable;
- Control cost; and
- Improve recidivism and other outcomes for youth, families, and communities.

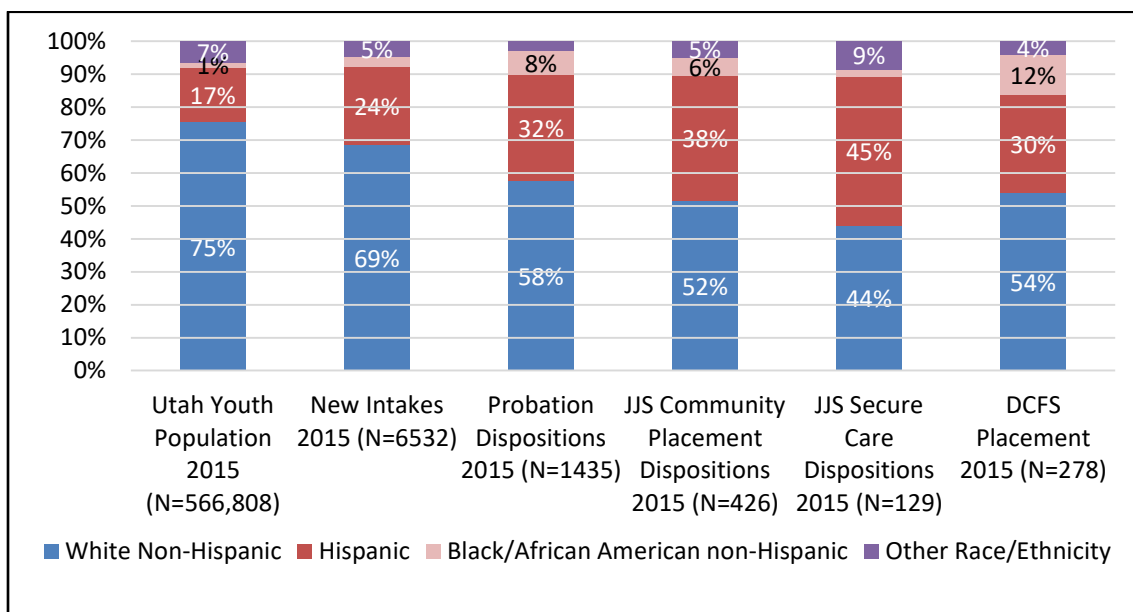
A large number of SAG members were involved during the policy discussion and provided solutions. The policies were subsequently approved by the Utah Commission on Criminal and Juvenile Justice, a state designated agency to manage JJDP. The 2016 Juvenile Justice Working Group's report was used as "the foundation for statutory, budgetary and administrative changes to be introduced in the legislature during the 2017 session."

The Juvenile Justice Working Group found the following as it relates to education:

- Wide variation across school districts in how schools responded to similar school-based behaviors
- Wide variation in court response to delinquent behaviors across judicial districts, including truancy
- Significant racial disparity in court response to delinquent behaviors, including truancy cases.

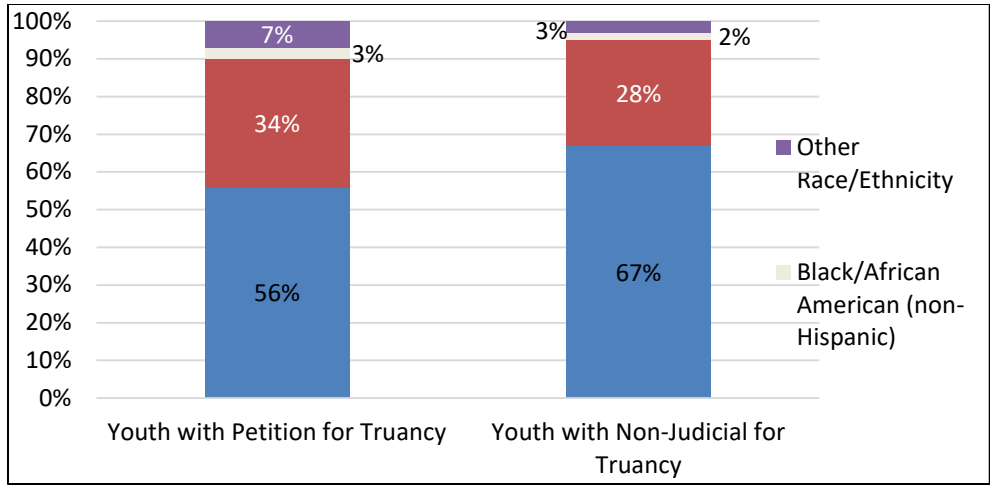
- Truancy cases commonly resulted in a formal complaint and often resulted in a common detention disposition
- Youth who are diverted from the formal court system and detention have better outcomes

The following figures demonstrate the finding list above and are taken out of the Utah Juvenile Justice Working Group Final Report issued on November 2016.



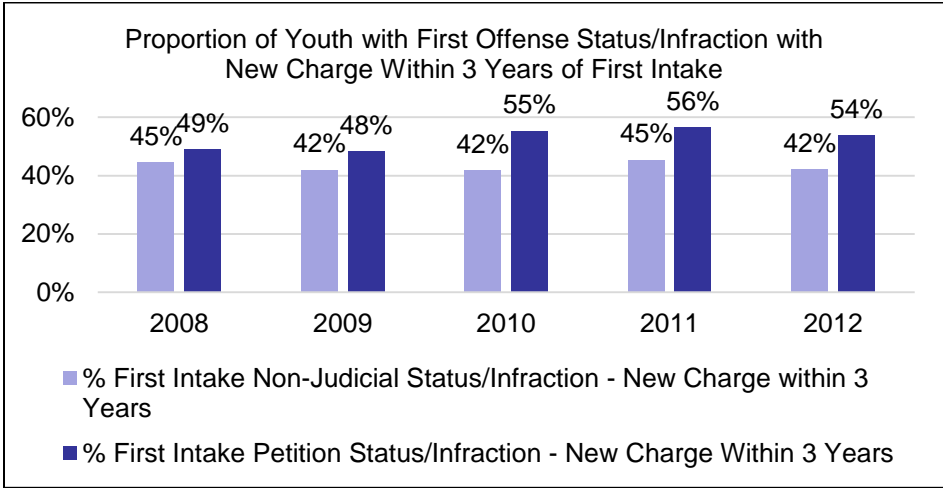
**Figure 14: JJWG Report: Racial Disparity in Utah Juvenile Justice**

Figure 14 above shows significant racial disparity in court response to delinquent behaviors, including truancy cases. Minority youth are disproportionately represented as they get deeper into the system at various point of contacts in the juvenile justice system. In 2015, minority youth make up more than 50% of youth in secure care while they make up of 31% of new intake and 25% of the general population.



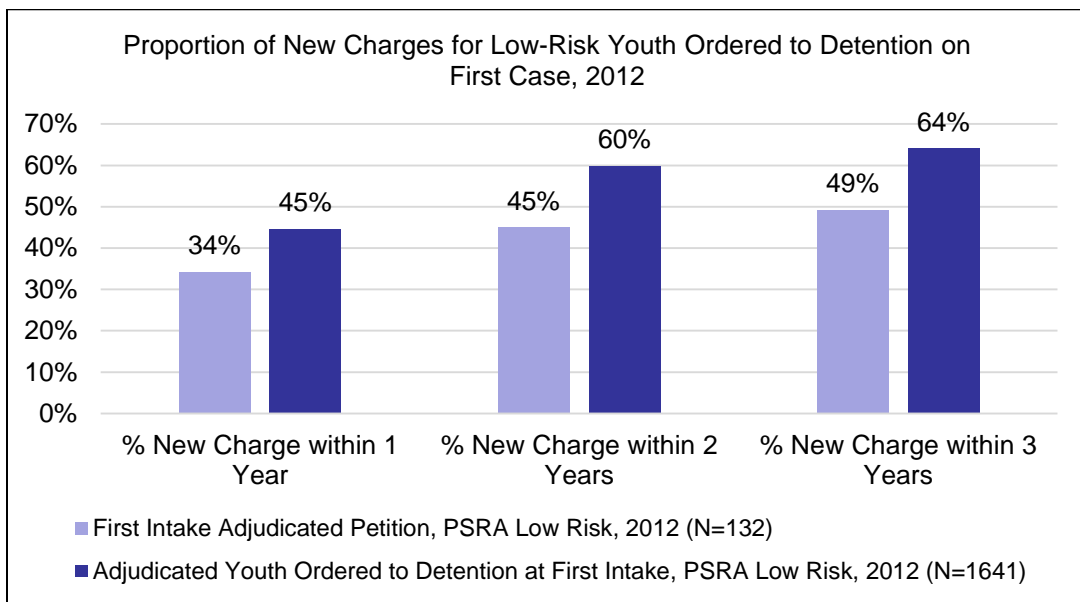
**Figure 15: Variation on Petition vs Non-Judicial; 2016 JJWG Report**

Figure 15 shows the wide variation across school districts in how schools responded to similar school-based behaviors. The report also found that there is a wide variation in court response to delinquent behaviors across judicial districts, including truancy. For similar cases referred to court, the petitioned vs non-judicial varied by judicial districts and impacted differently for minority youth. The data shows that minority youth make up 44% of petition and 33% of diversion for truancy cases while their white youth counterpart make up 56% and 67%, respectively, an reverse effect.



**Figure 16: Youth with new charge within 3 Years for Petition vs. Non-Judicial Closure**

Figure 16 shows that youth with status offenses (including truancy) who were diverted have better outcomes. A greater proportion of petitioned youth got another charge within 3 years compared to those who were offered a non-judicial for status offending. Youth who receive a non-judicial adjustment on their first case have lower rates of new charges than youth who are petitioned, and that gap has grown over time. These are youth who are coming into the system for the first time, so the difference is not related to their delinquency history.



**Figure 17: Outcome for Detention vs Non-Detention**

Figure 17 shows that there is wide variation across the state in terms of how frequently youth are ordered to detention and for which charges they can be sent to detention for. Truancy is one of the most common offenses for youth sent to detention on their first case. General research shows (and Utah data supports it) that deeper involvement in the justice system leads to worse outcomes for low-risk youth. The data shows that low-risk youth who are ordered to detention – the most

prevalent out-of-home placement – on their first case reoffend at higher rates than low-risk youth who are not.

House Bill 239 – Juvenile Justice Amendments (HB239) passed during the 2017 Legislative Session incorporating the Working Group recommendations. The Governor signed the bill into law on March 24, 2017. The Commission on Criminal and Juvenile Justice (CCJJ) is designated as an agency overseeing implementation and for gathering and analyzing implementation data.

A significant policy changes took effective August 1, 2017. It includes:

1. Removes Class C misdemeanors, status offenses (including truancy), and infractions occurring on school property from the jurisdiction of the juvenile court
2. Expands eligibility criteria for which cases may be handled by youth courts
3. Expands Receiving Centers (operated by JJS) and Mobile Crisis Response
4. Law enforcement and/or school administrators may take truant youth to truancy centers
5. All local school board policies on conduct and discipline must be in accordance with new statute

It provides a significant early intervention services to address truancy issue. These services include evidence-based prevention programs put in place by local school agencies. School and law enforcement personnel have alternatives at their disposal including existing school disciplinary policies and procedures. When not addressing these behaviors in-house (at school), school and law enforcement personnel can refer the case to:

- Youth Receiving Centers operated by Juvenile Justice Services;
- Mobile crisis outreach teams;
- Youth court;

- Other restorative justice programs; or
- Any other community-based resource.

In May 2017, CCJJ formed a 24-member Juvenile Justice Oversight Committee (JJOC) tasked with overseeing the implementation of the juvenile justice reform. The Utah SAG is actively participating and supporting the implementation, and the JJ Specialist serves as staff to JJOC. The Utah's Three-Year Plan is developed to complement and support the justice reform. Specifically, Utah SAG looks at how to use funding in the Delinquency Prevention Program areas to support early intervention, evidence-based programs that include restorative justice and youth court. With this plan, Utah SAG has established a firm commitment to attain a balance between the legitimate needs of the community, the juvenile offender, and the victim.

### **b. & c. Goals, Objectives, and Implementation (activities & services)**

The 2018-2020 Three-year plans identified four main program areas of focus and four on-going program areas to meet Title II requirements. The plan allocates Title II funding to on-going activities first and follow by allocation the remaining balance on priorities as list below accordingly.

#### **Priority set for the 2018-2020 plan include:**

- 1) Juvenile Justice System Improvement
- 2) Delinquency Prevention
- 3) Disproportionate Minority Contact
- 4) Indian Tribe Programs.

#### **On-Going Program Areas:**

- 1) Compliance Monitoring



- 2) Jail Removal
- 3) State Advisory Group Allocation
- 4) Planning and Administration

## **1. Juvenile Justice System Improvement.**

### **Program Goal**

To enhance the ability to determine juvenile justice program impact/effectiveness.

### **Objectives:**

- 1) Conduct outcome-based research on juvenile justice program models and types.
- 2) Provide risk & protective factors information to the public
- 3) Provide information on existing youth service programs throughout the State
- 4) Collect annual DMC RRI data

### **Summary of Activities Planned**

1. One research project will be funded annually to examine juvenile justice program models and types to determine project effectiveness and ease of replication.
2. Online tool, open to the public, providing risk & protective factors information will be made available on the SAG web page
3. Tabulate and report DMC RRI data annually, make information available to the public, make presentation and raise awareness

## **2. Delinquency Prevention**

### **Program Goal**

Provide prevention services to youth in kindergarten through eighth grade with projects that address school-based offenses as defined under 2017 Juvenile Justice Reform

**Objectives:**

- 1) Identify at-risk families and provide them in-home support services designed to increase parent and family involvement. Priority will be given to indicated programs serving grades 6-8.
- 2) Provide restorative justice, evidence-based program that reduce low to moderate risk level of offenses
- 3) Provide early prevention for all substances, include e-cigarettes and funding that perception of use is more common than actual use; specifically focus on the Four Corners (southeastern corner region of Utah and is considered rural area in the State), Summit, and Weber County have the highest rate of lifetime alcohol use for these groups of individuals

**Activities and Services**

1. Teach children non-violence and conflict resolution skills.
2. Require completion of risk/needs assessments at schools of youth exhibiting behavioral problems and sharing those assessments with appropriate agencies.
3. Encourage the development of more youth mentoring programs.
4. Implement and expand gang prevention programs.
5. Encourage the development of community centers providing comprehensive services.
6. Implement and expand restorative justice, evidence-based programs.

**3. Disproportionate Minority Contact.**

## **Program Goal**

Reduce the disproportionate representation of minority youth at decision points within the juvenile justice system, from arrest through transfer and waiver to the adult system.

Objectives, Activities and Services in this program area can be found under 2018-2020 Utah DMC Plan

## **4. Indian Tribe Programs.**

### **Program Goal**

Reduce the number of offences committed by tribal youth. Youth who have substance abuse issues are more likely to violate the law and harm the community.

### **Objectives:**

- 1) Decrease drug and alcohol referrals to Juvenile Court.
- 2) Establish sustainable after-school programs for tribal youth.
- 3) Partners with Native Nations to address juvenile justice issues

### **Activities and Services Planned**

1. Work with Utah's tribes to establish credible, sustainable programs for tribal youth.
2. Establish credible relationships with tribal organizations.
3. Create additional drug and alcohol treatment services for tribal youth.
4. Create trusting relationships with the tribes to encourage volunteerism within the community.
5. Ensure that regular, consistent activities are available to tribal youth.
6. Create opportunity for collaboration between the State and Native Nations

## **5. Compliance Monitoring**

### **Program Goal**

To maintain compliance with the JJDP Act core requirements, Section 223 (a)(11), (12), (13), and (22) of the JJDP Act.

### **Objectives:**

- 1) Prevent the inappropriate detention of status offenders and nonoffenders in secure detention and correctional facilities, pursuant to Section 223(a)(11) of the JJDP Act.
- 2) Ensure that sight and sound separation is maintained in adult jails and lockups where juvenile offenders may be held, pursuant to Section 223(a)(12) of the JJDP Act.
- 3) Ensure that juveniles are not housed in adult jails or lockups, pursuant to Section 223(a)(13) of the JJDP Act.
- 4) Ensure Utah provides complete compliance data report as required by JJDP Act

### **Activities and Services**

1. Collaborate with the Utah Division of Juvenile Justice Services for data collection and report on compliance monitoring activities.
2. Maintain standards for six-hour jail and two-hour police hold rooms.
3. Identify, visit, evaluate, certify and monitor all two-hour and six-hour hold rooms.
4. Identify and monitor non-state contracted private youth programs according to statute.
5. Continue to provide ongoing technical assistance as needed and increase monitoring of programs and facilities for OJJDP compliance with deinstitutionalization, jail removal, sight and sound separate, and analyze VCO violations.
6. Submit the annual monitoring report to CCJJ and the Utah Board of Juvenile Justice for review and submission to OJJDP.

- 6. Jail Removal Program:** In some areas of the state, there is a lack of adequate detention facilities to hold juvenile offenders. These youths may be inappropriately held in adult jails and locks up while waiting transportation to an appropriate youth facility. To comply with the JJDP Act, Utah continues the jail removal to meet this core requirement.

**Program Goal**

To maintain compliance with the JJDP Act jail Removal core requirement to prevent the inappropriate detention of youth offenders in Utah adult jails.

**Objectives:**

- 1) Ensure compliance with Section 223(a)(12), (13) and (14) of the JJDP Act.

**Activities and Services Planned**

1. Continue to provide information, statistics, reports and training to inform key agencies and the public about jail removal needs and strategies.
2. Continue to monitor all appropriate facilities and programs to assess and ensure compliance with the JJDP Act and state statute requirements.
3. Provide funds to develop needed jail/hold-room alternatives.
4. Provide transportation expense reimbursement to law enforcement agencies to assist with jail removal efforts.
5. Complete and submit the annual monitoring report.

**7. State Advisory Allocation**

**Program Goal**

To maintain compliance with the State Advisory Group requirements of the JJDP Act and to achieve an effective delivery of juvenile justice services through the implementation of the Three-Year Plan.

**Objectives:**

- 1) Maintain a state supervisory board known as the Utah Board of Juvenile Justice as a subcommittee of CCJJ for the purposes of grant review and to provide input on juvenile justice policy and budgets.
- 2) Ensure that programs requesting Title II Formula Grant funding support the priorities identified by Utah's Three-Year Plan and that programs are evidence-based.

**Activities and Services Planned**

1. Fill all expired terms on the board with members meeting the necessary qualifications in order to maintain compliance with the SAG membership requirements.
2. Submit to the Governor and Legislature an annual report on programs funded, populations impacted and served, supervisory board functions, and juvenile justice system concerns.
3. Conduct site visits of programs funded to monitor program effectiveness.
4. Assist CCJJ staff in refining multi-year goals and objectives contained in the state plan.
5. Review all submitted grant applications and make recommendations for funding levels to CCJJ based on the program's relevance to meeting the objectives of Utah's Three-Year Plan.
6. Support state, regional and national efforts to improve the justice system through participation in state, regional and national meetings, conferences, and workshops.
7. Oversee implementation of Utah's Three-Year Plan

**8. Planning and Admiration**

## **Program Goal**

To enhance juvenile justice planning statewide so that duplication is minimized, policies and legislation balance the needs of the youth with the safety requirements of the public, and resources are directed to support programs that are evidence based.

## **Objectives:**

- 1) Maintain 100% compliance with all JJDP Act mandates and all federal administrative requirements.
- 2) Make available JJDP funds through requests for proposals (RFPs) to state and local governmental agencies and to private non-profit agencies in order to support juvenile justice research and planning, program development and monitoring activities.
- 3) Provide staff support services to the Governor, Executive Director of CCJJ, State Advisory Group, and Utah Legislature in their efforts to improve the juvenile justice system in Utah.
- 4) Maintain a comprehensive juvenile justice system planning, technical assistance, program development and training capability.

## **Activities and Services Planned**

1. Hire and supervise compliance monitoring functions and to report to CCJJ on a quarterly basis monitoring activities.
2. Submit all required reports to OJJDP including the annual monitoring report, the annual performance report and the three-year plan amendments.
3. Maintain a system for dispersing and monitoring JJDP funds to state and local governmental agencies and private non-profit agencies to ensure quality programming.
4. Maintain a sound financial accounting system to ensure accurate and timely records of financial transactions involving federal and state funds.

5. Maintain a capability of reviewing and commenting on proposed legislation and in developing potential impact statements to assist the executive and legislative branches of state government in the formulation of legislation affecting services to juveniles and the juvenile justice system.
6. Provide staff support services to the State Advisory Group in the areas of policy and procedure review, funding recommendations and system monitoring activities by maintaining a Juvenile Justice Specialist and secretarial support.
7. Serve as a clearinghouse for information concerning funding opportunities, project models, statistical information, project reviews and available training opportunities for local, state and private non-profit agencies.
8. Serve as staff to the Juvenile Justice Oversight Committee and support the implementation of the Utah's juvenile justice reform

## **Population-specific plans**

### 1) Gender-Specific Services

The Utah Juvenile Court provides Girls' Self-Efficacy Training (GST), a gender responsive, cognitive-behavior intervention designed to match the unique response juvenile female offenders have to the risk factors for delinquency. The program is delivered three times per week, for ten weeks, to groups of eight to ten girls. GST uses a multi-modal approach with the intent of decreasing girl's contact with the juvenile justice system by increasing their capacity to make responsible decisions. The model is grounded in current theory and research on juvenile female offender risks and needs. It makes use of proven cognitive-behavioral strategies to reduce re-offending. The modules that make up GST are:



- Emotional Self-Efficacy Training

This group targets impulsivity reduction by helping girls learn to tolerate negative emotional states. Successful self-soothing strategies are taught, as well as developing proficiency in responding to the negative events (triggers) that may produce such emotions.

- Skill Sets for Success

In this group behavioral procedures such as modeling, rehearsal, performance feedback, and generalization are used to teach skill sets to juvenile female offenders. The skill sets provide a gender responsive match to the risk factors for girl's delinquency. Each of the ten skills is designed to build self-confidence in making responsible decisions, particularly in interpersonal relationships.

- Thinking for Yourself

Juvenile female offenders frequently rely on thinking errors that sustain poor decision-making and ineffective relationships. This modality provides opportunities for female participants to develop their own prosocial reasons for making responsible choices while challenging ineffective thought processes.

Juvenile Justice Services manages two facilities: the Gemstone residential program that focuses on girls transitioning from secure care or out-of-home community placement and the Farmington Bay Secure Care program is our dedicated secure-care program for girls. Programmings are available to these residents as with other juvenile justice facilities with emphasize on gender-specifics.

## 2) Prevention and treatment for youth delinquency in rural areas

Utah SAG dedicates \$22,000 annual for the Jail Removal program in the rural areas. The allocation is subgrant to law enforcement agencies to pay off-duty law enforcement officer for the time spend transporting youth to appropriate juvenile facility in the rural areas. The shortest distance is one hour each way and the longest is 3 hour each way. To prevent compromise on local public safety, on duty officer will coordinate with off-duty officer to transport and the off-duty is compensated for their time by 1 ½ times their regular salary. Utah SAG has previously received approval from OJJDP for this activity and will plan to continue so for the foreseeable future

In addition, CCJJ and Utah SAG distribute request for proposal by various methods including posting information via the State Advisory Group (Utah SAG) website ([www.juvenile.utah.gov](http://www.juvenile.utah.gov)), SAG members, and organizations providing youth services. This distribution method is generally used for all Request for Proposals (RFP's) issued from CCJJ. CCJJ has a dedicated portal on its website for grant/RFP announcement purposes. For Title II funding, the Utah SAG generally does not set a required amount of funding to allocate for rural areas. The Utah SAG annually requests and has been approved by OJJDP for a waiver of pass-through requirement because the juvenile justice system is operated at the state level. However, the SAG uses data driven factors to determine program areas and location as part of the process to set funding priorities. Such finding, for example, under delinquency prevention program areas where it states that the “Four Corners” (southeastern corner region of Utah and is considered rural area in the State), Summit, and Weber County have the highest rate of lifetime alcohol use for these groups of individuals.

This information is used in conjunction with SAG members along with input from the JJ Specialist to develop an RFP to notify and encourage potential applicants in the region to apply. The Utah SAG considers and gives priority to applicants in the geographical areas.

Utah Juvenile Justice System and services are run by the State and services are provided both in the urban and rural of the community. One of the findings under 2016 Juvenile Justice Working Group is that there lack of services available statewide. With the juvenile justice reform, part of the requirement is to standardized practices in every judicial district and provides services statewide. A Funding and Services Working Group which make up of juvenile justice services stakeholders is currently assessment needs of services and work to standardize services across the State and in every judicial district.

### 3) Mental health services to youth in the juvenile justice system

Utah is undergoing major juvenile justice reform that requires juvenile justice system to implement evidence-based practices. As such, the Utah Juvenile Court is in the process of implementing the MAYSI-2 (Massachusetts Youth Screening Instrument) statewide for youth who have been referred to court. The screening tool will be used for youth who are considered for non-judicial closure and for petitioned cases. The purpose of the MAYSI is to screen for substance use and mental health concerns. The MAYSI-2 will indicate whether further assessment is necessary; and the results of the assessment will drive treatment services.

The Utah Juvenile Justice Services (JJS) will also implement the MAYSI-2 statewide for all programs and facilities. All youth in JJS custody receive a Mental Health Assessment, and if indicated, receive individual and family therapy for a licensed clinician.

## **Consultation and participation of units of local government**

The Utah Juvenile Justice System operates and manages by State government agencies as described under the “System Description: Structure and function for the juvenile justice system.”

Utah SAG has designated four permanent positions on the SAG that include Utah Division of Juvenile Justice Services, Salt Lake County Youth Services, Utah Juvenile Court, and DCFS director or their designee to provide needs based on their assessment of local needs. In addition, the Utah DMC Subcommittee of the Utah SAG has created three distinguish local DMC working groups for discussion and provide input on the DMC Plan.

### **Collecting and sharing juvenile justice information**

Utah continues to improve and increase the data collected as part of its planning process. Utah's SAG collaborates with the University of Utah Criminal Justice Center to collect and interpret data from numerous sources. Data is readily available from most pertinent state agencies in the form of annual reports, most of which are available for public view. The Division of Juvenile Justice Services report tracks much of the activities of youth in their care throughout the state. Utah's Juvenile Court, although in a different branch of government, updates the **Court & Agencies' Record Exchange** (CARE) system (noted previously in this document) regularly to ensure the most pertinent data is recorded and accessible. The Courts are committed to improving the data collection/extraction process, employing a research analyst to move the process forward. Utah's Juvenile Court released its first ever Report Card to the Community in 2008 and has done so annually ever since. The Juvenile Court provides statistics and research to the community on a regular basis. Utah's Department of Education produces risk and protective factors research every two years. This report, along with other student data, is available to the public on the Department's web page. Utah's police departments report data to the Utah Bureau of Information (BCI) on a regular basis. BCI produces reports on an annual basis that are also available on the internet. In short, there are very few problems collecting data in Utah.

There are two areas that could be improved. Currently, there is no central repository for detailed gang data. BCI reports some basic information, but local gang experts believe the numbers are not accurate. Also, juvenile gang statistics are not disaggregated from the overall reported rates.

Utah’s SAG has collaborated with the Bach Harrison, LLC to develop a consolidated database named Risk and Protective Information Tool (RAPIT Tool). These data are shared among stakeholders. Utah DMC Subcommittee hold annual meeting to review DMC data. Many data sources are distilled into a single, searchable database that is available on the SAG’s web site ([www.juvenile.utah.gov](http://www.juvenile.utah.gov)). The database is searchable by geography or by demographics and kept up-to-date by the University. Currently, five fiscal extend to ten year period is currently in the system. The tool is improving with additional data sources being added. This will help communities conduct program gap analysis, service providers find additional resources and parents/guardians locate programs. This is a valuable tool for anybody with access to the internet.

**d. Formula Grants Program staff:**

The following staff members of CCJJ work in support of Utah’s Three-Year Plan:

	<b>Administrative Support</b>	
<b>Staff Name</b>	<b>Title</b>	<b>Time Contribution</b>
Cuong Nguyen	Juvenile Justice Specialist	100
Monica Taylor	Administrative Assistant	3
Jo Lynn Kruse	Administrative Assistant	20
Norma Hernandez	Budget and Accounting Officer	3
Collett Lichard	Grants Monitor	5
Dave Walsh	Deputy Director	5
<b>TOTAL FTE</b>		1.36

**Juvenile Justice Specialist**

Utah’s Juvenile Justice Specialist is a full-time position. Duties include but are not limited to overseeing and staffing the Utah SAG, implementing the Three Year Strategic Plan, administering and managing Title II subgrantees, make reporting, and supervising staffs.

#### **4. Plans for Compliance**

The 2017 Compliance Report and the Compliance and DMC Plans have been submitted online via OJJDP Compliance Tool Report as of April 2, 2018.

#### **5. Statutory Requirements**

See attachment title Appendix I for the 28 statutory requirements.

#### **6. Plan for Collecting the Data Required for This Solicitation’s Performance Measure**

Utah SAG is committed to data collection and has seen the benefits of data for performance measures. As such, performance measures for the program areas are collected on the quarterly basis. Subgrantees are required to review performance measures and provide their collection methodology as part of their grant application process. Performance measures are reviewed by SAG members as part of grant reviewing process and once approved, data are collected on the quarterly basic. Title II Grant manager reviews quarterly report prior to approval for reimbursement.

#### **“Research” Project**

Utah SAG does not anticipate any research project under this proposal. Activities as outlined under Juvenile Justice System Improvement is a contract with the University of Utah Criminal Justice Center for annual DMC RRI analysis and a contract to the Bach Harrison, LLC for annual data access and webpage maintenance. Any other research project is subjected to and governed by the University Institutional Review Board for all their research subject matters.

## Utah FY18 Title II Application Appendixes

- Appendix A: Performance Measures Table
- Appendix B: Formula Grants Program Areas - Budget and Project Identifier Summary Descriptions
- Appendix C: Waiver Requirements for Pass-Through (Subawards)
- Appendix D: Instructions to Complete the SAG Membership Table
- Appendix F: Budget Details
- Appendix G: Compliance and DMC Plans (Submitted via OJJDP Compliance Report Tool)
- Appendix I: Compliance with the JJDPA Formula Grants Program State Plan Requirements
- Appendix J: Contact Information for States and Territories
- Appendix K: Training Certification (Submitted via OJJDP Compliance Report Tool)
- Appendix L: Compliance Monitoring Data Certification (Submitted via OJJDP Compliance Report Tool)
- Appendix M: Compliance plans and Resources Certification (Submitted via OJJDP Compliance Report Tool)
- Appendix N: Juvenile Problem/Needs Analysis Data Elements (2016 Juvenile Justice Working Group Report)
  - a. 2017 RAPIT Tool Analysis
  - b. 2016 Juvenile Justice Working Group Final Report

## **Utah**

### **Appendix A: Performance Measure Table**

Utah SAG is committed to data collection and has seen the benefits of data for performance measures. As such, performance measures for the program areas are collected on the quarterly basis. Subgrantees are required to review performance measures and provide their collection methodology as part of their grant application process. Performance measures are reviewed by SAG members as part of grant reviewing process and once approved, data are collected on the quarterly basic. Title II Grant manager reviews quarterly report prior to approval for reimbursement.

Utah



**Utah**

**Appendix B: Formula Grants Program Areas – Budget and Project Identifier Summary  
Descriptions**

<b>Program Area Summary</b>	<b>FY18</b>	<b>FY18 Match</b>	<b>FY19</b>	<b>FY19 Match</b>	<b>FY20</b>	<b>FY20 Match</b>
6. Delinquency Prevention	\$114,863		\$112,408		\$108,903	
19. Compliance Monitoring	\$90,406		\$91,557		\$93,239	
21. Disproportionate Minority Contact	\$90,415		\$91,719		\$93,542	
24. Indian Tribe Program	\$4,500		\$4,500		\$4,500	
26. Jail Removal	\$22,000		\$22,000		\$22,000	
27. Juvenile Justice System Improvement	\$30,000		\$30,000		\$30,000	
28. Planning and Administration	\$41,354	\$41,354	\$41,354	\$41,354	\$41,354	\$41,354
32. State Advisory Allocations	\$20,000		\$20,000		\$20,000	
<b>Total</b>	<b>\$454,892</b>		<b>\$454,892</b>		<b>\$454,892</b>	

## Appendix C: Waiver Requirements for Pass-Through (Subawards)



Gary R. Herbert  
Governor

Spencer J. Cox  
Lieutenant Governor

# State of Utah Commission on Criminal and Juvenile Justice

Kim Cordova  
*Executive Director*

Utah State Capitol Complex, Senate Building, Suite 330 • Salt Lake City, Utah 84114  
801-538-1031 • Fax: 801-538-1024 • www.justice.utah.gov

May 15, 2018

Ms. Caren Harp  
Administrator  
Office of Juvenile Justice and Delinquency Prevention  
U.S. Department of Justice  
810 Seventh Street, NW  
Washington, DC 20531

Dear Ms. Harp,

The State of Utah is formally requesting an OJJDP 100% waiver of pass-through requirements of the FY 2018 Title II Formula Grant. The conditions that existed to establish a 100% waiver have not changed since the submission of Utah's FY 1998 request.

- State and Local Implementation of Juvenile Justice Programs and Services. State government in Utah is responsible for the planning development and implementation of child welfare and juvenile justice programs. This includes Court provided services such as probation. By State statute local units of government are not required to provide specific juvenile justice or child welfare services.
- State and Local Financial Responsibility for Juvenile Programs. The State has the major statutory responsibility for funding and fiscal support of juvenile justice/corrections and human service programs. These programs include receiving centers, detention, and correctional facilities. Local units of government have no statutory responsibility to fund or operate specific juvenile justice/corrections or child welfare programs. If they wish they may contract with the state to provide the services. However, they do fund and support local law enforcement/prosecution activities. Utah's Governor and State Legislature has appropriated the following total amounts from all sources of funding for key agencies for fiscal year 2019, which will begin July 1, 2018.

<u>State Agency</u>	<u>FY 2018 State Budgets</u>
Juvenile Court	\$ 43,642,900
Division of Juvenile Justice Services	\$ 97,477,100
Division of Child and Family Services	<u>\$179,263,900</u>
<b>Total</b>	<b>\$320,383,900</b>

- State Outlays to Local Government. Since the State has the statutory responsibility for juvenile justice/corrections and child welfare programs and services, there is no State formula or specific plan to provide direct outlays to units of local government.

In conclusion, we respectfully request waiver of the pass-through requirement for the above state reasons. If you have concerns or questions regarding this request, please contact Cuong Nguyen, Juvenile Justice Specialist, Utah State Capitol Complex, Senate Building, Suite 330, PO Box 142330, Salt Lake City, Utah, 84114, phone number (801) 538-1739.

Sincerely

A handwritten signature in black ink, appearing to read 'Kim Cordova', with a long horizontal flourish extending to the right.

Kim Cordova  
Executive Director



Gary R. Herbert  
Governor  
Spencer J. Cox  
Lieutenant Governor

# State of Utah Utah Board of Juvenile Justice

Cuong Nguyen  
*Juvenile Justice Specialist*

Utah State Capitol Complex, Senate Building, Suite 330 • Salt Lake City, Utah  
801-538-1031 • Fax: 801-538-1024 • [www.juvenile.utah.gov](http://www.juvenile.utah.gov)

May 17, 2018

Ms. Caren Harp  
Administrator  
Office of Juvenile Justice and Delinquency Prevention  
U.S. Department of Justice  
810 Seventh Street, NW  
Washington, DC 20531

Dear Ms. Harp,

The Utah Board of Juvenile Justice (UBJJ), Utah's State Advisory Group under the JJDP Act, approves and supports the State's request for waiver of the Juvenile Justice and Delinquency Prevention Act pass-through requirement to units of local government. Please be advised that the Board reviews and approves all sub-grant project requests for allocated formula grant funds. This procedure is outlined in the State's Multi-Year and Annual Action Plan. The 2018-2020 State Multi-Year outlines plan and projects how the State will use, award, and distribute JJDP funds to achieve the objectives of the State Plan and the mandates of the JJDP Act.

Since the State began participation in the JJDP Act in 1978, similar waivers have been requested and approved. The waiver request, in part, is because Utah, by statute, has a State dominated/oriented child welfare and juvenile justice/corrections service delivery system. As such, the State is responsible to fund and operate related agencies and services. Additional reasons for the requested waiver may be found in the State's waiver request.

Respectfully submitted,

---

Pam Vickrey

Chair, Utah Board of Juvenile Justice

**Appendix D: Utah Board of Juvenile Justice (Utah's SAG) – April 2018**

	<b>NAME</b>	<b>REPRESENTS</b>	<b>Full-Time Govt.<sup>9</sup></b>	<b>YOUTH MEMBER</b>	<b>DATE OF APPOINTMENT</b>	<b>RESIDENCE</b>
1	Pam Vickrey, SAG Chair <a href="mailto:pvickrey@ujda.org">pvickrey@ujda.org</a>	B3 - Defense Attorney			Feb. 2008	Salt Lake City
2	Carolyn Hansen <a href="mailto:chansen@slco.org">chansen@slco.org</a>	C7 - Youth Services	X		10/01/16	Salt Lake City
3	Debbie Whitlock <a href="mailto:debbiew@utah.gov">debbiew@utah.gov</a>	B4 - JJS	X		March. 2015	Salt Lake City
4	Steve Kaeline <a href="mailto:Steve.kaelin@schools.utah.gov">Steve.kaelin@schools.utah.gov</a>	C4 - Education	X		2/25/2016	Salt Lake City
5	Dawn Marie Rubio <a href="mailto:dawnr@utcourts.com">dawnr@utcourts.com</a>	B4 – Juvenile Probation	X		Feb. 2016	Salt Lake City
6	Lincoln Nehring <a href="mailto:Lincoln@utahchildren.org">Lincoln@utahchildren.org</a>	D3 - Youth Development			June 2015	Salt Lake City
7	Anthony Johnson <a href="mailto:ajohnson310323@yahoo.com">ajohnson310323@yahoo.com</a>	F – Youth Worker			June 2012	Ogden
8	Sabita Bastakoti <a href="mailto:sabitaskakoti22@gmail.com">sabitaskakoti22@gmail.com</a>	E – Volunteer		X	June 2017	Salt Lake City
9	Nindy Le <a href="mailto:Nindyle93@yahoo.com">Nindyle93@yahoo.com</a>	E - Volunteer		X	Feb. 2012	West Jordan
10	Judge Mark May <a href="mailto:mwmay@utcourts.gov">mwmay@utcourts.gov</a>	B1 - Juvenile Judge	X		Sept. 2017	Salt Lake City
11	Julie Tang <a href="mailto:julieanntang@hotmail.com">julieanntang@hotmail.com</a>	E – Volunteer		X	April 2018	West Valley City
12	Diane Moore <a href="mailto:dmoore@utah.gov">dmoore@utah.gov</a>	C2 - Social Service (DCFS)	X		April 2018	Salt Lake City
13	Chief Tom Ross+ (Interim) <a href="mailto:ross@bountifulutah.gov">ross@bountifulutah.gov</a>	B – Law Enforcement	X		July 2017	Bountiful
14	Shirlee Silversmith <a href="mailto:ssilversmith@utah.gov">ssilversmith@utah.gov</a>	Tribal Representative	X		May 2011	Orem
15	Andrea Gutierrez <a href="mailto:andrea97g@gmail.com">andrea97g@gmail.com</a>	D3 – Youth Development		X	March 2016	Salt Lake City

16	Betty Sawyer <a href="mailto:bettrysawyer@weber.edu">bettrysawyer@weber.edu</a>	E – Volunteer – Faith Based Org.			April 2018	Ogden
17	Matthew Davies <a href="mailto:drmattdavies@msn.com">drmattdavies@msn.com</a>	C3/H - Mental Health			Feb. 2015	Salt Lake City
18	Patricia Cassell <a href="mailto:pcassell@summitcounty.org">pcassell@summitcounty.org</a>	B2 - Prosecutor	X		July 2017	Summit County
19	Sophia Wrathall <a href="mailto:Sophia.wrathall@gmail.com">Sophia.wrathall@gmail.com</a>	F – Youth member		X	April 2018	Salt Lake City
20	VACANT	A – Local Elected Official				
21	VACANT	C4 – Higher Education				

\*Required by JJDPA

+Pending Appointment

Appendix F: Utah FY18 Title II Application  
Budget Detail and Narratives

OJJDP FY2018 Title Formula Grant						
Program Areas Budget Detail Worksheet						
Three-Year Plan Budget Proposal						
	Estimated Award (based on FY17 award)	<b>\$413,538</b>			<b>\$ 413,538</b>	<b>\$ 413,538</b>
<b>Prog. Areas</b>	<b>Program Area Title</b>	Proposed FY2018 Budget (excludes match)	Proposed FY2018 Match	Combined Total Budget	FY19 Combined Total Budget	FY20 Combined Total Budget
28	<b>Planning &amp; Administration (P&amp;A)</b>	\$ 41,354	\$ 41,354	\$ 82,708	\$ 82,708	\$ 82,708
	Planning & Administration (P&A) Details					
	--Personnel	\$ 23,102	\$ 23,102	\$ 46,204	\$ 46,204	\$ 46,204
	--Fringe Benefits	\$ 15,032	\$ 15,032	\$ 30,064	\$ 30,064	\$ 30,064
	--Travel	\$ 1,010	\$ 1,010	\$ 2,020	\$ 2,020	\$ 2,020
	--Consultants & Non Program	\$ 2,210	\$ 2,210	\$ 4,420	\$ 4,420	\$ 4,420
	Contracts			\$ -		
	--Program Contracts & Sub Award Total	\$ 352,184	\$ -	\$ 352,184	\$ 352,184	\$ 352,184
	Awards Total			\$ -		
	--Other P&A Costs			\$ -		
	--Program Contracts & Sub					
	Awards Detail			\$ -		
1	Aftercare/Reentry			\$ -		
2	After-School Programs			\$ -		
3	Alternatives to Detention			\$ -		
4	Child Abuse and Neglect Programs			\$ -		
5	Community-Based Programs and Services			\$ -		
6	<b>Delinquency Prevention</b>	\$ 114,863		\$ 114,863	\$ 112,408	\$ 108,903
7	Gangs			\$ -		
8	Graduated and Appropriate Sanctions			\$ -		
9	Heat Crimes			\$ -		
10	Job Training			\$ -		
11	Learning and Other Disabilities			\$ -		

12	Mental Health Services			\$ -		
13	Mentoring, Counseling and Training Programs			\$ -		
14	Positive Youth Development			\$ -		
15	Probation			\$ -		
16	Protecting Juvenile Rights			\$ -		
17	School Programs			\$ -		
18	Substance and Alcohol Abuse			\$ -		
19	<b>Compliance Monitoring</b>	\$ 90,406		\$ 90,406	\$ 91,557	\$ 93,239
20	Deinstitutionalization of Status Offenders			\$ -		
21	<b>Disproportionate Minority Contact</b>	\$ 90,415		\$ 90,415	\$ 91,719	\$ 93,542
22	Diversion			\$ -		
23	Gender-Specific Services			\$ -		
24	<b>Indian Tribe Programs (Required pass-through = \$218)</b>	\$ 4,500		\$ 4,500	\$ 4,500	\$ 4,500
25	Indigent Defense			\$ -		
26	<b>Jail Removal</b>	\$ 22,000		\$ 22,000	\$ 22,000	\$ 22,000
27	<b>Juvenile Justice System Improvement</b>	\$ 30,000		\$ 30,000	\$ 30,000	\$ 30,000
29	Reducing Probation Officer Caseload (if any) <5%			\$ -		
30	Rural Area Juvenile Programs			\$ -		
31	Separation of Youth From Adult Inmates			\$ -		
32	<b>State Advisory Group Allocation</b>	\$ 20,000		\$ 20,000	\$ 20,000	\$ 20,000
	<b>Total Fund Allocations</b>	\$ 413,538	\$ 41,354	\$ 454,892	\$ 454,892	\$ 454,892



## Utah FY18 Budget Narratives

- **Planning and Administration**

Staff Name	Title	Time Contribution
Cuong Nguyen	Juvenile Justice Specialist	100
Monica Taylor	Administrative Assistant	3
Jo Lynn Kruse	Administrative Assistant	20
Norma Hernandez	Budget and Accounting Officer	3
Collett Lichard	Grants Monitor	5
Dave Walsh	Deputy Director	5
<b>TOTAL FTE</b>		<b>1.36</b>

- Estimated P&A Budget: \$82,708
  - Available budget are paid for salaries and benefits for staffs managing or supporting work of Title II grants; cost are charged according to FTE's salary and associated benefits = \$76,196 for 1.36 FTEs
  - Travel cost is generally for JJ Specialist to travel to CJJ and OJJDP Conference = \$3,000
  - Standard non-personnel cost per employee (office supplies, computer, network) = \$2,790/year/per employee

- **State Advisory Group**

- Estimated Budget: \$20,000
  - Annual travel for SAG members to attend CJJ Annual conference:
    - 3 SAG members @ \$2,500 = \$7,500
    - 1 DMC member @ \$2,500 = \$2,500
  - Compensation for Youth SAG members = \$3,600
    - \$60 per SAG meeting 5 youth x 8 meetings/year = \$2,400
    - \$50 per SAG meeting 3 youth x 8 meetings/year = \$1,200

- Provide scholarships to support probation officers/juvenile justice services case worker to attending local conference = \$4,500
  - Register SAG/DMC members to attend local conferences = \$1,900
    - Promising Youth Conference
    - Utah Gang Conference
    - Governor’s Native American Summit
- **Compliance Monitoring**
  - Estimated Budget: \$ 90,406
    - Salary/2080 hour annually = \$51,168
    - Benefits
      - Healthcare and insurances = \$12,945
      - Variable benefits (pension, FICA, retirement plans) x 36% = \$18,503
    - Travel cost as compliance monitor
      - 1 Trip to OJJDP or CJJ Annual Conference Training = \$2,500
      - State travel: mileage reimbursement/lodging for monitoring activities = \$2,500
    - Standard non-personnel cost per employee (office supplies, computer, network) = \$2,790/year/per employee
- **Disproportionate Minority Contact**
  - Estimated Budget: \$ 90,415
    - Salary/2080 hour annually = \$57,564
    - Benefits = \$27,060
      - Healthcare and insurances = \$6,329

- Variable benefits (pension, FICA, retirement plans) x 36% = \$20,731
  - Travel cost as DMC Coordinator = \$3,000
    - 1 Trip to OJJDP or CJJ Annual Conference Training = \$2,500
    - State travel: mileage for local DMC meetings = \$500
  - Standard non-personnel cost per employee (office supplies, computer, network) = \$2,790/year/per employee
- **Indian Tribe Program (pass-through requirement: \$218)**
  - Estimated Budget: \$4,500
    - Support Tribal Nations initiatives, such as grant for scholarship for youth members to attend annual Governor's Native American Summit
- **Jail Removal**
  - Estimated Budget: \$22,000
  - Provides as grants to pay off-duty law enforcement officer the time spend to transport youth to appropriate juvenile facility in the rural. The shortest distance is one hour each way and the longest is 3 hour each way. To prevent compromise on local public safety, on duty officer will coordinate with off-duty officer to transport and the off-duty is compensated for their time by 1 ½ times their regular salary. Utah SAG has previously received approval from OJJDP for this activity and will plan to continue so for the foreseeable future.
- **Juvenile Justice System Improvement**
  - Estimated Budget: \$30,000
    - Provides as a contract to maintain and make the RAPIT information available year round = \$15,000

- Provides as a contract to a University to tabulate and analyze annual RRI data  
= \$15,000

- **Delinquency Prevention**

- Estimated budget: \$99,027
  - After on-going expenses, the remain balance is dedicated to delinquency prevention
  - Utah SAG plans to issue RPF or contract to entities to carry out objectives and planned activities as listed under Delinquency Prevention program area of the “Goals, Objectives, and Planned Activities” section of the Three-Year Plan

## **Subgrant Award Assurances**

Utah will follow the State and federal guidance to award contract or subgrant depending on the type of services need. To the extent practicable, Utah SAG gives priority in funding to evidence-based programs and activities. Further, it shall not continue to fund a program if the subgrant recipient, who carried out that program during the preceding 2-year period, fails to demonstrate that the program achieved substantial success in meeting the goals specified in the original subgrant.

Additionally, Utah requires subgrant applicants to use Utah’s own RAPIT system to access data applicable to their communities. This is done in effort to ensure that grant applications meet the needs of individual communities. All subgrants and/or contract must meet the Utah Three-Year Comprehensive Juvenile Justice and Delinquency Prevention Plans. Activities must meet the plan’s goals and objectives. Finally, applicants are encouraged to access the OJJDP Model Programs Guide and Database, as well as other model program guides, to search for evidence based programs that will fit their needs and enhance their likelihood for success.

- Appendix G: Compliance and DMC Plans
  - a. Submitted via OJJDP Compliance Report Tool)
- Appendix I: Compliance with the JJDP Formula Grants Program State Plan Requirements
  - a. See Appendix I in separate attachment
- Appendix J: Contact Information for States and Territories
  - a. See Appendix J in separate attachment
- Appendix K: Training Certification
  - a. Submitted via OJJDP Compliance Report Tool
- Appendix L: Compliance Monitoring Data Certification
  - a. Submitted via OJJDP Compliance Report Tool
- Appendix M: Compliance plans and Resources Certification
  - a. Submitted via OJJDP Compliance Report Tool
- Appendix N: Juvenile Problem/Needs Analysis Data Elements
  - See Appendix N in separate attachment
  - a. 2017 RAPIT Tool Analysis
  - b. 2016 Juvenile Justice Working Group Final Report

## Acknowledgements

*Much of the data and narrative included in this report is derived from the Annual Report of the Utah Division of Juvenile Justice Services prepared by John R. DeWitt, Ph.D., Director, and Robbi Poulson, M.S., Senior Research Analyst. Data is also drawn from the Risk and Protective Factors Information Tool (RAPIT) provided by Edward Ho, Ph.D., Director of Program Evaluation Services, Bach Harrison, LLC at the direction of the Utah Board of Juvenile Justice to better understand the needs of young people in Utah. Administrative Office of the Court Annual Report data is also used for the plan. Special thanks to Nathanael Adams, Research Analyst, Administrative Office of the Court, Benjamin Peterson, Ph.D, Director of Research and Data, Utah Commission on Criminal and Juvenile Justice, Kort Prince, Ph.D., Research Assistant Profession, University of Utah Criminal Justice Center, and Randy Raphael, Research Consultant, Utah State Board of Education for providing critical juvenile justice data. Finally, this plan would not be possible without the work of Van Nguyen, DMC Coordinator, and Kayley Richards, Compliance Monitor.*