



## 2015 Law Enforcement Transparency Annual Report

### Background

[77-7-8.5](#), which passed during the 2014 general session directs all Utah Law enforcement agencies to report any time they deploy a tactical group even if a forcible entry is not made. The Utah Commission on Criminal and Juvenile Justice (CCJJ) was tasked with summarizing these annual reporting requirements.

The Utah Law Enforcement Transparency (LET) reporting interface was added to the Utah Criminal Justice Information System (UCJIS) in 2014. CCJJ paid to build the interface on UCJIS using federal grant funding from the U.S. Department of Justice - Justice Assistance Grant. Law Enforcement agencies throughout the state utilize the UCJIS-LET site to report tactical group deployments and forcible entry incidents as they occur throughout the year (see Table 1 on page 6 for the agency questionnaire). A reportable incident is defined as: **1) anytime a forcible entry is made while servicing a warrant or 2) anytime a "Tactical Group" is deployed (SWAT, Drug Task Force, etc.) and/or makes a forcible entry with or without a warrant.**

In 2015, CCJJ contacted 149 law enforcement agencies and task forces directing them to report on the UCJIS-LET site regardless of whether or not they had any reportable incidents for the year. Seventy-four percent (n=110) of the agencies contacted completed a report in 2015 (see Table 2 on page 7 for a list of reporting agencies). It should be noted that the information presented in this report is only as accurate as the data reported by each individual law enforcement agency.

## Summary of Findings

**There were 281\* forcible entries that occurred** out of the 457 total incidents reported in 2015 (61%). The remaining 176 incidents involved tactical team deployments without forcible entry or warrants served where forcible entry was not necessary. Though the percent of incidents that led to a forcible entry was similar between 2014 and 2015, the number of reported incidents was significantly lower in 2015 (a decline of 18%).

The total number of incidents reported in 2015 (457) represents 15 incidents per 100,000 Utah population.<sup>1</sup> More than two-thirds of these incidents took place along the Wasatch Front (70%), with 35 percent occurring in Salt Lake County. Similar to 2014, the reason for law enforcement deployment pertained almost exclusively to drug crimes (72%), followed by “evidence” (10%), property crimes (6%), and person crimes (5%). A threat assessment was completed roughly 80 percent of the time.

Warrants were obtained in almost all of the reported incidents (97%). The vast majority of these warrants pertained to drug crimes (76%), followed by non-violent person crimes (9%). Violent crimes against persons, property, and alcohol crimes represented the remaining reasons for warrants (5%, 6%, and 0.5% respectively). Tactical groups had a higher percent of warrants related to violent crimes against persons than task forces and non-tactical groups.

The type of warrant obtained pertained to four types, with “No-Knock-Night” and “Knock & Announce-Day” warrants being obtained in close to 70 percent of all reported incidents. This was followed by “Knock & Announce-Night” (23%) and “No-Knock-Day” (9%). Tactical groups obtained “No-Knock-Night” warrants at a higher rate than the other groups (53% vs. 27%). Evidence was seized in the majority of the reported incidents (> 90%), with property being seized 15 percent of the time. The median number of arrests across all incidents was two (min=0, max=29).

Weapons (including non-firearms) were brandished by suspects in 16 of the 457 (3%) reported incidents. There were two occasions where firearms were used by suspects (< 0.5%), with both incidents pertaining to forcible entries.

Two civilians and seven law enforcement officers were injured as a result of the 457 reported incidents, with no fatalities reported. One incident resulted in officer shots (number of shots being one). Similar to 2014, none of the reported incidents resulted in animal injuries or fatalities.

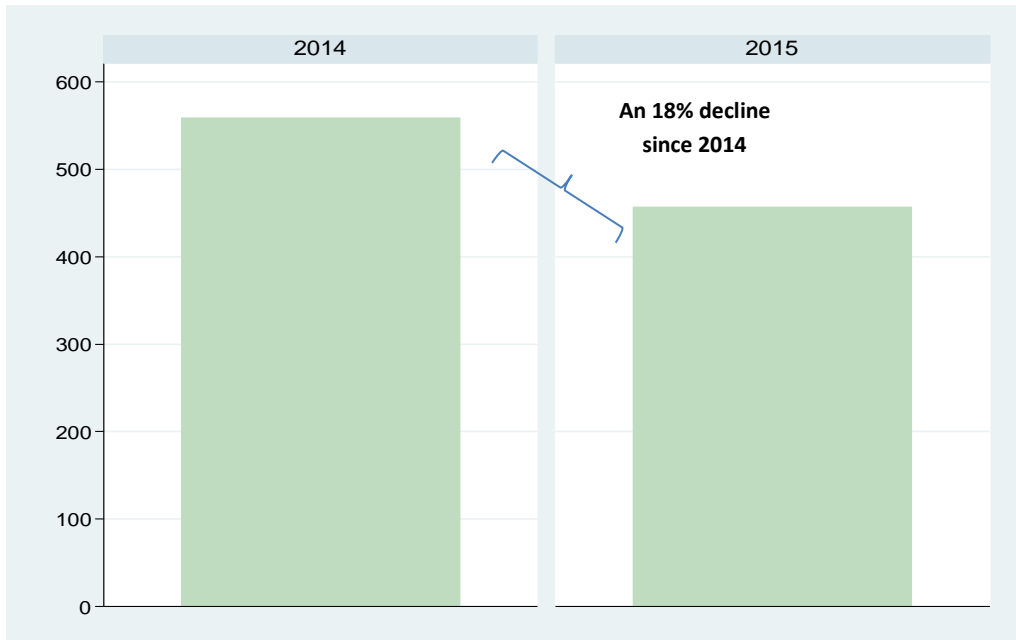
*\* Following the publication of this report, one agency submitted a late LET incident report on UCJIS that involved forced entry. Although this incident did not get included in the final analysis of this report, it did add to the total number of incidents and forcible entries. Total 2015 incidents reported = 458. Total 2015 forcible entries = 282.*

---

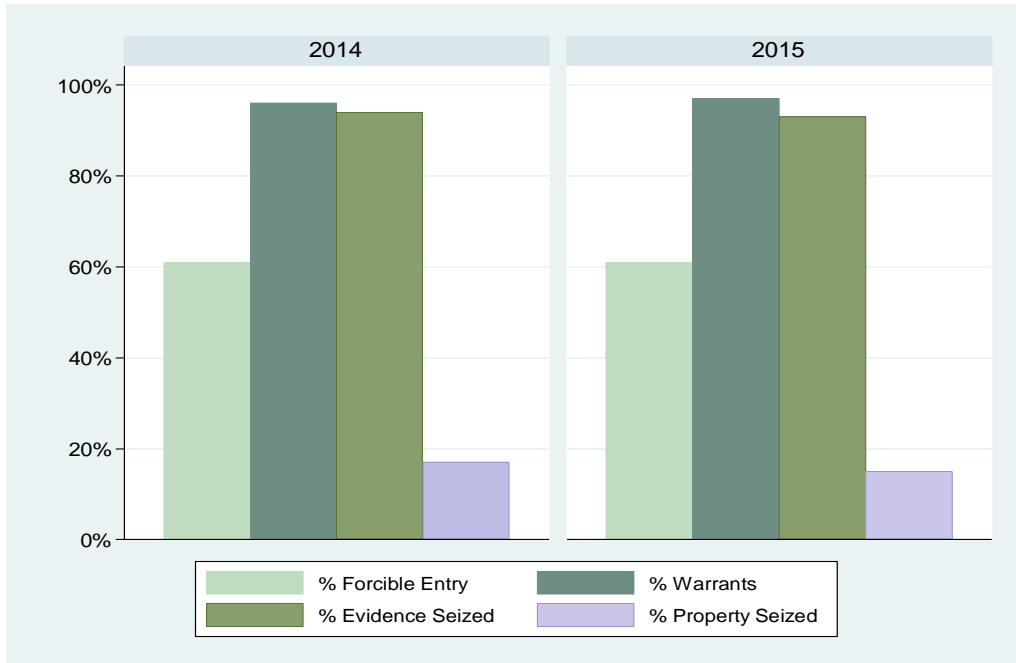
<sup>1</sup> Population estimate was obtained from the U.S. Census Bureau, available at: <<http://www.census.gov/quickfacts/table/PST045215/49>>.

## Figures of Summary Findings

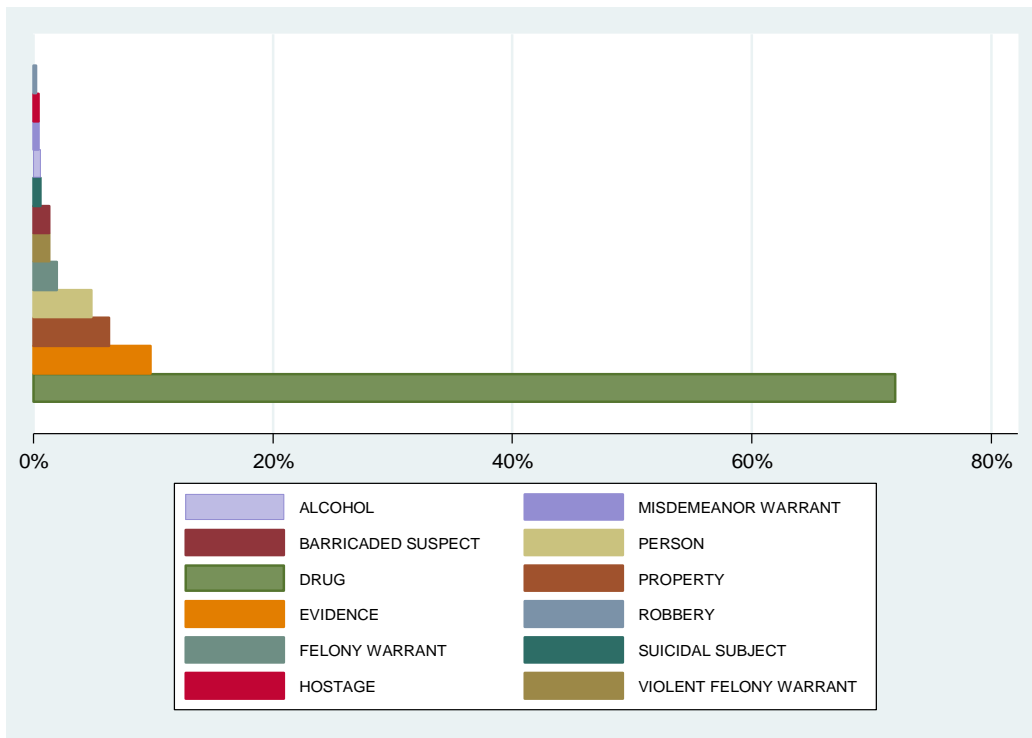
**Figure 1. Total Number of Incidents Reported: 2014 (559) vs. 2015 (457):** The number of reported incidents declined by 18 percent between 2014 and 2015 (a decline of 102 incidents).



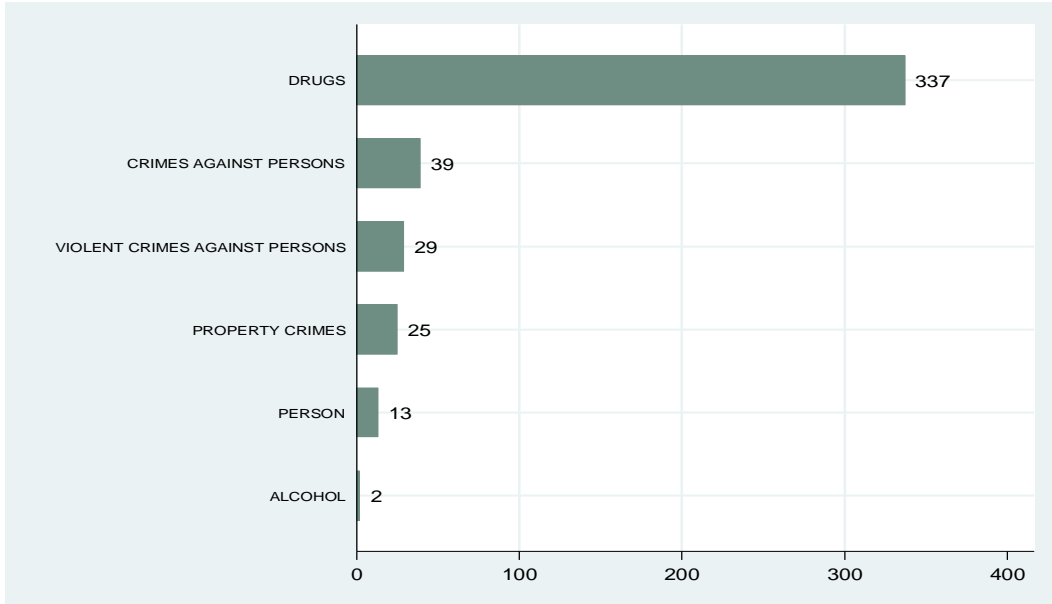
**Figure 2. Selected Summary Statistics: 2014 vs. 2015:** The percent forcible entry, warrants, evidence seized and property seized was similar between 2014 and 2015.



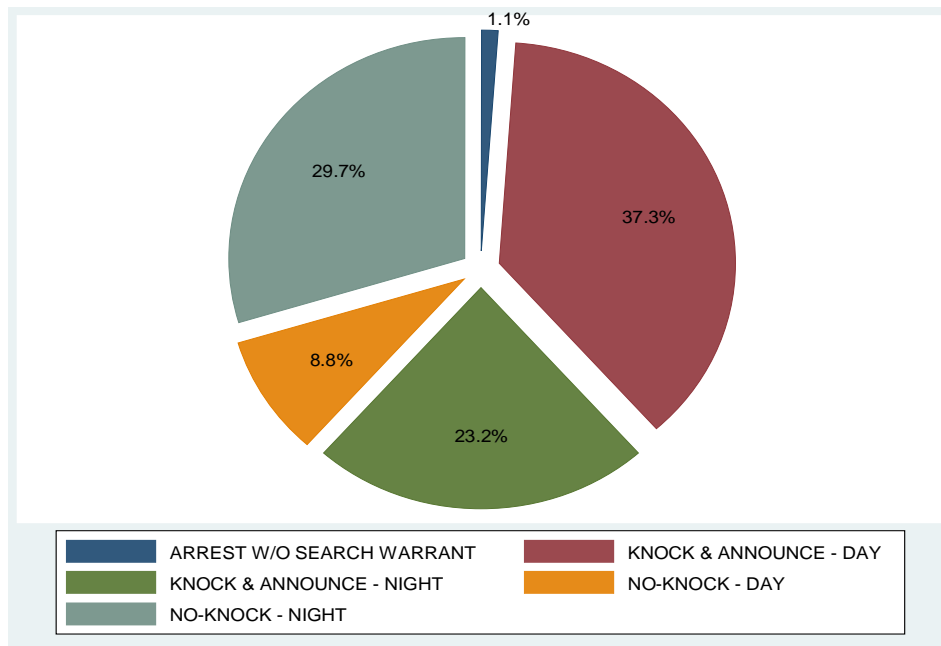
**Figure 3. Reason for Law Enforcement Deployment: % of Total 2015:** Drug related reasons made up more than 70 percent of deployments, followed by evidence (10%), and property (6%).



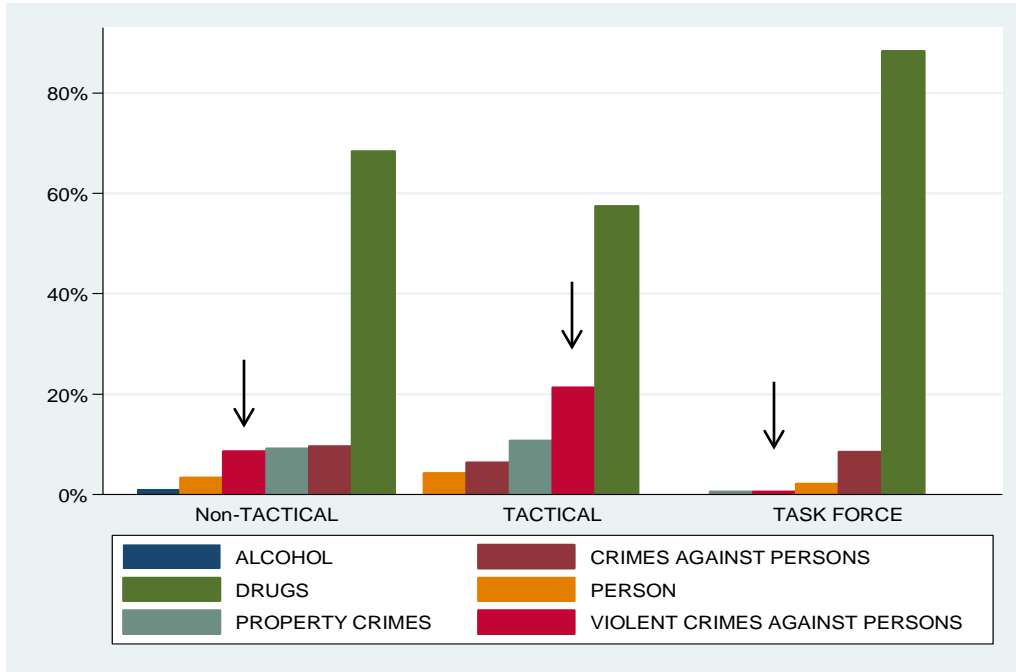
**Figure 4. Breakdown of Warrant Nature 2015:** The reason that a judge issued a warrant pertained to drugs nearly 60 percent of the time (n=337). Thirty nine (9%) of the reported incidents pertained to non-violent crimes against persons, followed by violent crimes against persons at six percent.



**Figure 5. Breakdown of Warrant Type 2015:** The two most common warrant types issued were “Knock & Announce-Day” (37%) and “No-Knock-Night” (30%). A small percent of the reported incidents pertained to arrest without a search warrant (1%).



**Figure 6. Breakdown of Warrant Nature by Group 2015:** Tactical groups obtained warrants pertaining to *violent crimes against persons* at a higher rate than non-tactical groups and task forces (21% vs. 9% and 0.5% respectively).



**Table 1. UCJIS-LET Incident Report Questionnaire**

**No Incidents to Report**

\*No Incidents for the Year      \*Year

\*Agency                              \*Submitter

**Incidents Entry**

\*Agency                              \*Case Number

\*Responsible Agency ORI      \*Submitter

\*Incident Date

\*Region      \*Agency/Task Force/Tactical Group Deployed

\*Region      \*Law Enforcement Agencies Involved or Providing Resources

\*County      \*City      \*ZIP

\*Reason for Deployment      \*Reason Detail

\*Warrant: Yes/No (if yes)      \*Warrant Type      \*Nature of Warrant

\*Judge/Magistrate Authorizing Warrant

\*Threat Assessment Completed: Yes/No      \*Number of Arrests      \*Evidence Seized: Yes/No

\*Property Seized – Not as Evidence: Yes/No      \*Forcible Entry: Yes/No

\*Firearm Discharged by Officer(s): Yes/No (if yes)      \*Shots Fired - Officer (1)

\*Weapon Brandished by Non-LEO: Yes/No

\*Weapon Used Against LEO: Yes/No (if yes)      \*Was the Weapon a Firearm: Yes/No (if yes)      \*Shots Fired - Suspect (1)

\*LEO Injured or Killed: Yes/No (if yes)      \*Number of Persons Injured      \*Number of LEO's Killed

\*Person Injured or Killed by LEO: Yes/No (if yes) \*Number of LEO's Injured \*Number of Persons Killed  
 \*Domestic Animal Injured or Killed by LEO: Yes/No (if yes) \*Number of Animals Injured \*Number of  
 Animals Killed  
 Comments (optional)

**Table 2. List of Reporting Agencies**

Agencies that Reported Incidents	# of Incidents Reported	# of Reported Incidents Resulting in Forced Entry	Agencies that Reported No Incidents
Alpine/Highland City PD	2	2	Blanding City PD
American Fork City PD	1	0	Brigham City PD
Bountiful City PD	4	1	Carbon Co. Sheriff's Office
Cache Co. Sheriff's Office	2	2	Clearfield City PD
Cache/Rich Drug Task Force	26	5	Daggett Co. Sheriff's Office
Cedar City PD	2	2	Department of Public Safety
Centerville City PD	2	1	Draper City PD
Cottonwood Heights City PD	18	10	Emery Co. Sheriff's Office
Davis Drug Task Force	20	9	Escalante City PD
Duchesne Co. Sheriff's Office	2	0	Fairview City PD
Grantsville City PD	1	0	Farmington City PD
Harrisville City PD	2	0	Garfield Co. Sheriff's Office
Heber City PD	6	6	Granite School Dist. PD
Hurricane City PD	2	0	Gunnison City PD
Iron Co. Sheriff's Office	1	1	Kaysville City PD
Iron/Garfield/Beaver Drug Task Force	1	1	Lindon City PD
Kamas City PD	1	1	Logan City PD
Kane Co. Sheriff's Office	1	0	Naples City PD
Layton City PD	6	4	North Salt Lake City PD
Lehi City PD	1	1	Parowan City PD
Mapleton City PD	1	1	Piute Co. Sheriff's Office
Millard Co. Sheriff's Office	3	0	Richfield City PD

Murray City PD	2	2	Riverdale City PD
North Park City PD	1	0	Salem City PD
Ogden City PD	22	17	Salina City PD
Orem City PD	2	1	Santaquin City PD
Park City PD	6	1	Smithfield City PD
Payson City PD	2	2	Snow College Campus PD
Pleasant Grove City PD	9	2	Southern Utah University Campus PD
Price City PD	1	1	Springdale City PD
Provo City PD	2	2	Sunset City PD
Rich Co. Sheriff's Office	1	0	Syracuse City PD
Roosevelt City PD	1	1	University of Utah Campus PD
Roy City PD	1	1	Utah State University Campus PD
Salt Lake City PD	20	12	Utah Valley University Campus PD
Sandy City PD	9	8	Utah Wildlife Resources
San Juan Co. Sheriff's Office	6	0	Wayne Co. Sheriff's Office
Sanpete Co. Sheriff's Office	1	1	Weber State University Campus PD
Sevier Co. Sheriff's Office	2	2	West Bountiful City PD
South Jordan City PD	1	1	
South Ogden City PD	2	2	
South Salt Lake City PD	3	3	
Spanish Fork City PD	12	7	
Springville City PD	5	1	
St. George City PD	1	1	
Summit Co. Sheriff's Office	6	6	
Tooele City PD	4	3	
Tooele Co. Sheriff's Office	1	0	
Uintah Co. Sheriff's Office	6	3	
Unified Police Department	43	29	
Utah Attorney General's Office	17	17	
Utah Co. Sheriff's Office	1	1	
Utah Drug Task Force	80	72	
Vernal City PD	4	2	
Wasatch Co. Sheriff's Office	1	0	
Washington City PD	1	1	
Washington Co. Sheriff's Office	1	1	
Washington Drug Task Force	46	8	
Weber Co. Sheriff's Office	2	1	
Weber/Morgan Drug Task Force	3	3	
West Jordan City PD	6	5	
West Valley City PD	17	13	
Woods Cross City PD	1	1	
<b>Total</b>	<b>457</b>	<b>281 (61%)</b>	



